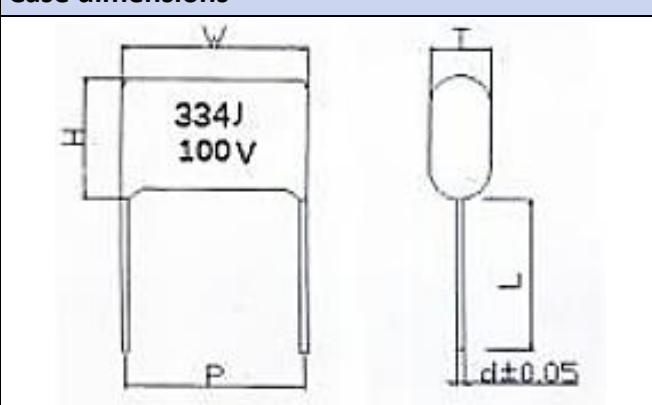


Metalized Polyester Film Capacitor

















Primary characteristics		
Parameter	Value	Unit
Capacitance	47	nF
Rated voltage	400	VDC

Features

- Pb-free and **RoHS** compliant
- Plastic case according to UL94V-0
- Small size, good self-healing effect

Case dimensions						
						
Unit	W	H	T	P	φd	L
mm	9.5 MAX	9.0 MAX	5.0 MAX	7.5 ±0.5	0.6 ±0.05	-

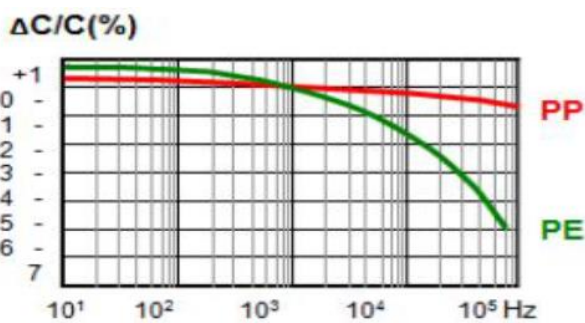
Part numbering system							
AFC	473	J	A	03P	00	U	T
Series code	Capacitance $47\text{pF} \times 10^3 = 47\text{nF}$	Capacitance tolerance	Rated voltage marking	Lead width	Lead length	Lead configuration	Packing
		J ±5%	A 400V	01P 2.5mm	-	See: lead configuration below	B Bulk
		K ±10%		02P 5.0mm			T Tape
		M ±20%		03P 7.5mm			
				nP n x 2.5mm			

Lead configuration																
Lead type																
Code	L	M	N	B	C	D	E	F	G	H	K	T	U	W	R	S

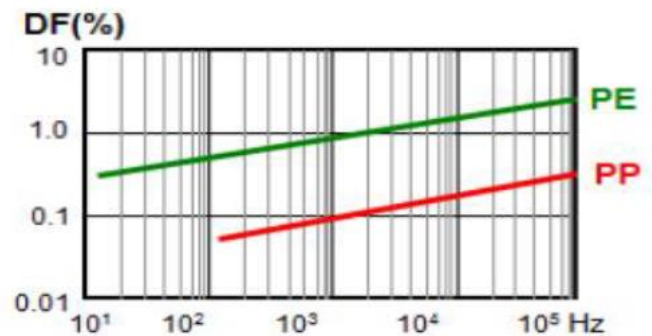
Specifications			
Parameter		Value	Unit
Operating temperature range		-55 ~ 85 typ.; 110 max	°C
Climatic category		55/110/56	
Standard capacitance (C _R)		47	nF
Capacitance tolerance		±5	%
Rated voltage		400	VDC
Insulation resistance @20°C, 1min; @10VDC	C≤0.33μF	≥3000	MΩ
	C>0.33μF	≥1000	S

Frequency characteristics

Capacitance vs. frequency

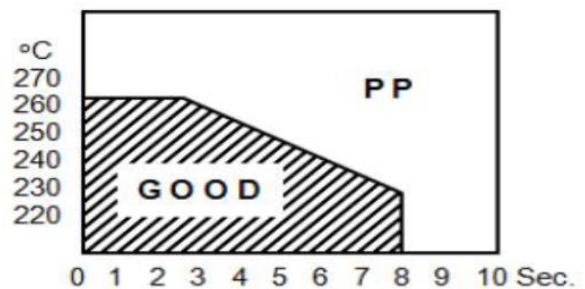
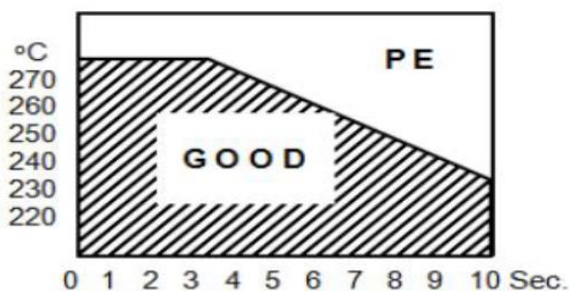


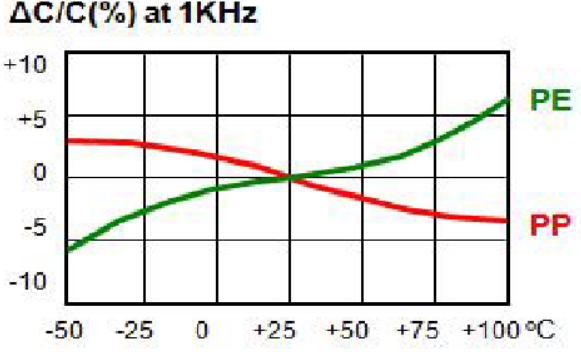
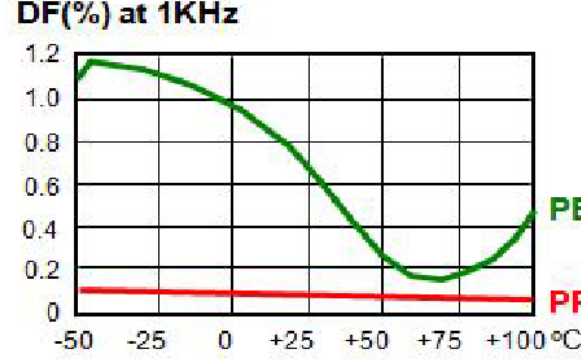
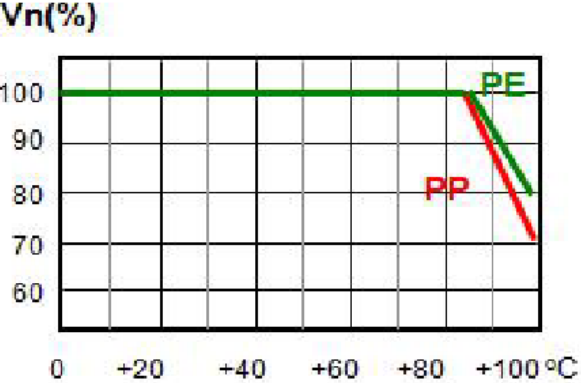
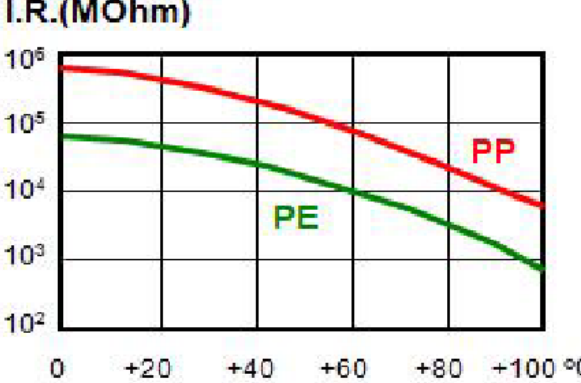
Dissipation factor vs. frequency



Soldering characteristic

Soldering temperature vs time



Temperature characteristic	
<p>Capacitance vs. temperature</p>  <p>ΔC/C(%) at 1KHz</p>	<p>Dissipation factor vs. temperature</p>  <p>DF(%) at 1KHz</p>
<p>Operating voltage vs. temperature</p>  <p>Vn(%)</p>	<p>IR vs. temperature</p>  <p>I.R.(MΩm)</p>

Ordering information			
Part Number	Package	Shipping Quantity	Box dimensions
AFC 473JA03P00UT	9.5 x 9.0 x 5.0mm	1500 pcs / small box 15000 pcs / box	-

Disclaimer

Akyga passive reserves the right to make changes without notice to any product specification herein, to make corrections, modifications, enhancements or other changes. Akyga passive or anyone on its behalf assumes no responsibility or liability for any errors or inaccuracies. Data sheet specifications and its information contained are intended to provide a product description only. "Typical" parameters which may be included on Akyga passive data sheets and/ or specifications can and do vary in different applications and actual performance may vary over time. Akyga passive does not assume any liability arising out of the application or use of any product or circuit. Akyga passive products are not designed, intended or authorized for use in medical, life-saving implant or other applications intended for life-sustaining or other related applications where a failure or malfunction of component or circuitry may directly or indirectly cause injury or threaten a life without expressed written approval of Akyga passive. Customers using or selling Akyga passive components for use in such applications do so at their own risk and shall agree to fully indemnify Akyga passive and its subsidiaries harmless against all claims, damages and expenditures.