RJ45 connector

Mechanical:

REV.	ECN NO.	DESCRIPTION	DATE	APPD
A	REL		2011/12/16	

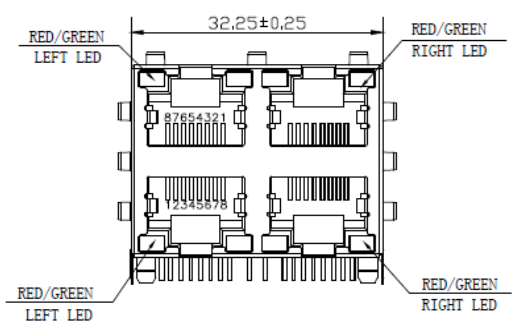

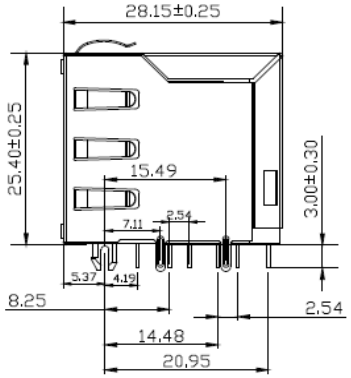

NOTES:
ELECTRICAL:
1. VOLTAGE RATING: 125V AC.
2. CURRENT RATING: 1.5A.
3. CONTACT RESISTANCE: 30 mΩ MAX.
4. INSULATION RESISTANCE: 500 MΩ MIN @ 500V DC.
5. DIELECTRIC STRENGTH: 1000V AC 50Hz or 60Hz, 1MIN.
MECHANICAL:
1. INSERT MATERIAL: UL94V-0.
2. CONTACT MATERIAL: ⌀0.46mm C51000(QSn4-0.3)PHOSPHOR BRONZE GOLD PLATING OVER NICKEL.
3. SHIELD: 0.20mm THICKNESS H65Y BRASS NICKEL PLATED.
4. MATING/UNMATING FORCE: 2.2KG.F MAX.
5. RETENTION STRENGTH: 3.0KG.F MIN BETWEEN JACK AND PLUG.
6. OPERATING LIFE: 750 CYCLES MIN.
ENVIRONMENTAL:
1. STORAGE: -40℃ ~ +85℃ RELATIVE HUMIDITY<70%.
2. OPERATION: -40℃ ~ +85℃.

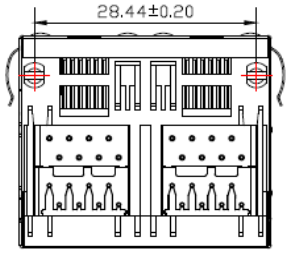

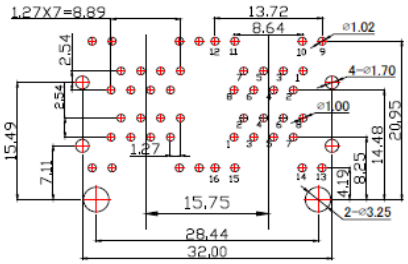

PC Board Layout

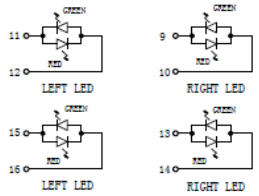

AKPJE107-XA66NL

Gold Plating	"X"
Gold Flash	0
1.5u"	1
3u"	2
6u"	3
15u"	4
30u"	5
50u"	6

Emitting Color	λp(nm)	VF@IF=20mA	IR @VR=5V
GREEN	565	1.8~2.6V	10 μA max
RED	700	1.8~2.6V	10 μA max

RoHS 2011/65/EU

X:X ±0.30	APPD:		
X:XX ±0.25	CHKD:	TITLE: SIDE ENTRY PCB JACK WITH SHIELD	
X:XXX ±0.05	DR:	PART NO.: AKPJE107-0A66NL	
ANGLES ±1°	UNIT: mm		
SCALE: 2/1	SHEET: 1/1	REV: A	DWG NO.: AKP11121604