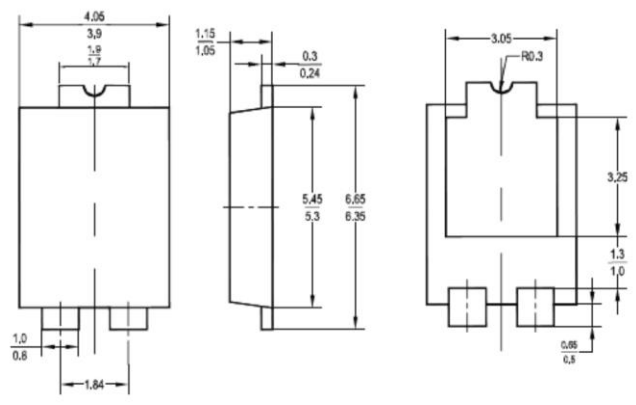


SMD Schottky Rectifiers

Primary characteristics		
Parameter	Value	Unit
Maximum repetitive peak reverse voltage	100	V
Maximum average forward rectified current	12	A

Features

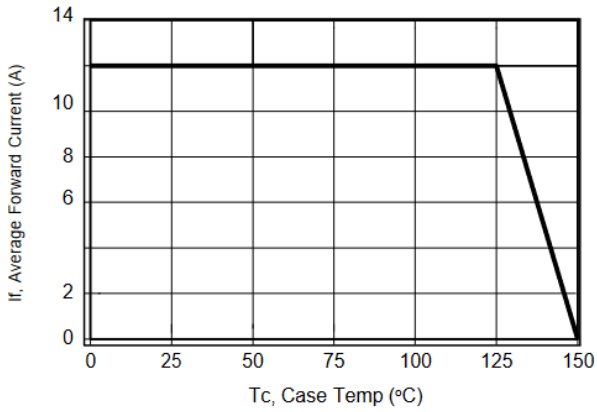
- **TO-277** case for easy automatic insertion.
- Pb-free and **RoHS** compliant
- Advanced trench technology
- Low forward voltage drop
- Low power losses
- High efficiency operation
- Lead free in comply with EU RoHS 2011/65/EU directives
- Terminals: solderable per MIL-STD-750, Method 2026

Case dimensions

TO-277
All measurements in mm

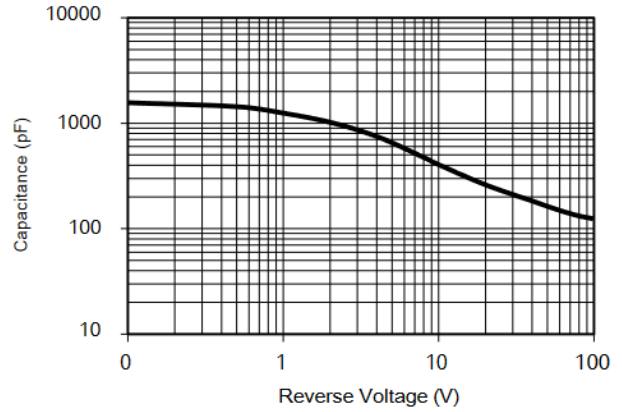
Absolute maximum ratings and general electrical characteristics (T_a = 25°C)

Parameter	Symbol	Value		Unit	
		Typ.	Max.		
Maximum repetitive peak reverse voltage	V _{RRM}	-	100	V	
Maximum RMS voltage	V _{RMS}	-	100		
Maximum DC blocking voltage	V _{DC}	-	100		
Maximum average forward rectified current	I _{F(AV)}	-	12	A	
Peak forward surge current 8.3mS single half sine wave superimposed on rated load (JEDEC method)	I _{FSM}	-	200		
Instantaneous forward voltage ¹⁾	I _F =3.0A	T _A =25°C	430	-	V
		T _A =125°C	360	-	
	I _F =12A	T _A =25°C	640	660	
		T _A =125°C	590	650	
Instantaneous reverse current per diode at rated reverse voltage	I _R	T _a =25°C	20	80	μA
		T _a =125°C	-	20	mA
Typical thermal resistance per diode	R _{θJC}	72		°C/W	
Operating junction and storage temperature range	T _J , T _{STG}	-55 ~ 125		°C	
Notes:					
1) Pulse test: pulse width ≤40ms					

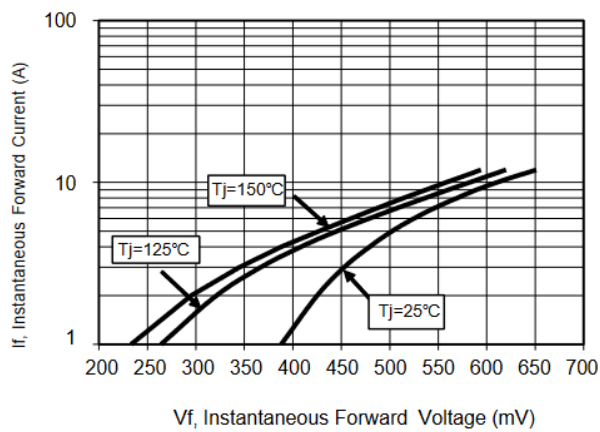
Current derating, case



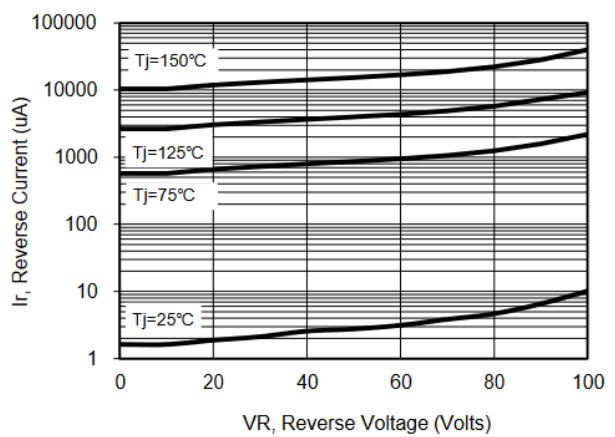
Typical junction capacitance

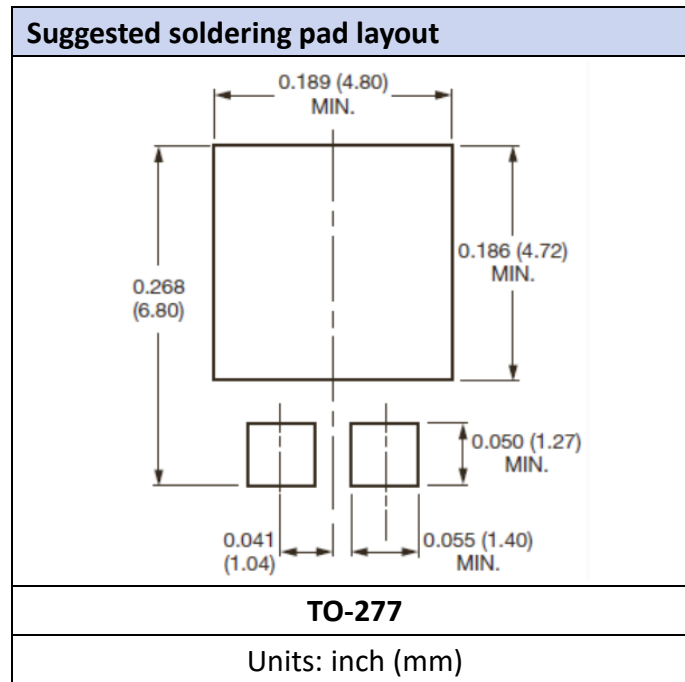


Typical forward voltage



Typical reverse current





Ordering information			
Part Number	Package	Shipping Quantity	Dimensions
12L100SP	TO-277	5 000 pcs / 13" reel	---

Disclaimer

Akyga semi reserves the right to make changes without notice to any product specification herein, to make corrections, modifications, enhancements or other changes. Akyga semi or anyone on its behalf assumes no responsibility or liability for any errors or inaccuracies. Data sheet specifications and its information contained are intended to provide a product description only. "Typical" parameters which may be included on Akyga semi data sheets and/ or specifications can and do vary in different applications and actual performance may vary over time. Akyga semi does not assume any liability arising out of the application or use of any product or circuit. Akyga semi products are not designed, intended or authorized for use in medical, life-saving implant or other applications intended for life-sustaining or other related applications where a failure or malfunction of component or circuitry may directly or indirectly cause injury or threaten a life without expressed written approval of Akyga semi. Customers using or selling Akyga semi components for use in such applications do so at their own risk and shall agree to fully indemnify Akyga semi and its subsidiaries harmless against all claims, damages and expenditures.