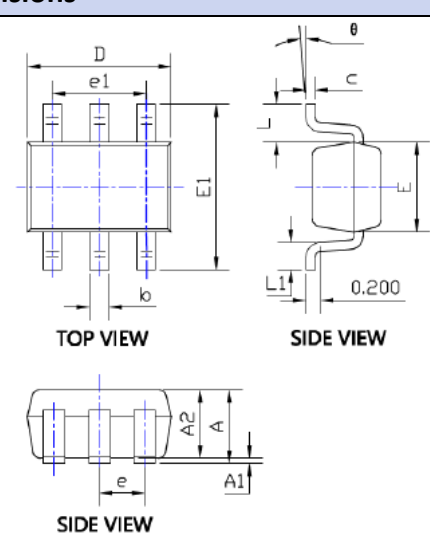


SMD Switching Diode

Primary characteristics		
Parameter	Value	Unit
Continuous reverse voltage	80	V
Forward current	150	mA

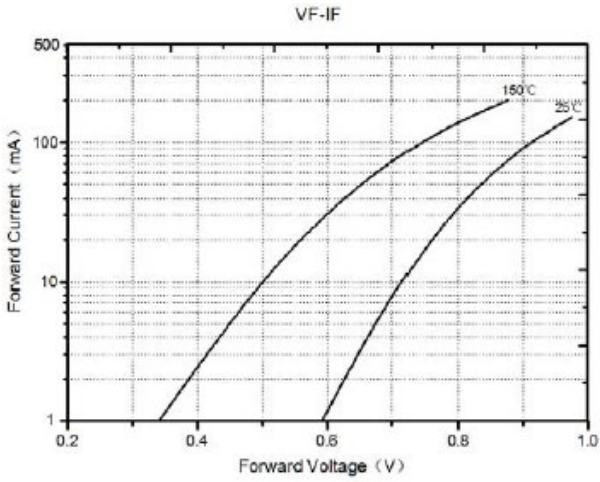
Features

- **SOT-363** case for easy automatic insertion
- Pb-free and **RoHS** compliant
- Epoxy meets UL-94 V-0 flammability rating
- Moisture Sensitivity Level 1
- Tin plated leads, solderable per J-STD-002 and JESD22-B102

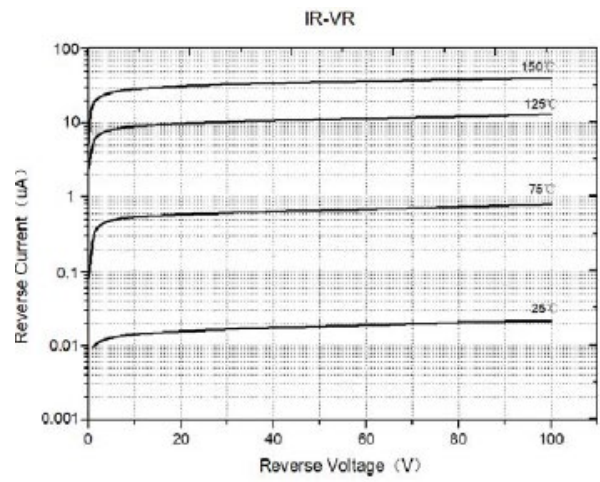
Case dimensions													
													
SOT-363													
Unit	A	A1	A2	b	c	D	E	E1	e	e1	L	L1	°
mm	0.035 0.043	0.000 0.004	0.035 0.039	0.006 0.014	0.004 0.010	0.071 0.087	0.045 0.053	0.085 0.096	0.026 TYP	0.047 0.055	0.021 RED	0.010 0.018	0° 8°

Absolute maximum ratings and electrical characteristics (T _a =25°C)						
Parameter	Symbol	Test conditions	Value			Unit
			Min.	Typ.	Max.	
Non-Repetitive peak reverse voltage	V _{RM}	-	-	100	-	V
Repetitive peak reverse voltage	V _{RRM}	-	-	80	-	V
Reverse voltage	V _R	-	-	80	-	V
Peak forward surge current	I _{FSM}	Pulse width=1 us Pulse width=1 s	-	2 0.5	-	A
Average forward current	I _{FAV}	-	-	150	-	mA
Power dissipation	P _D	-	-	200	-	mW
Thermal Resistance Junction to Ambient Air	R _{ΘJA}	-	-	625	-	°C/W
Maximum junction temperature	T _J			-55 ~+150		°C
Storage temperature	T _{stg}			-55 ~+150		°C
Breakdown Voltage	V _R	I _R =100uA	80	-	-	V
Forward Voltage	V _F	I _F =5mA	0.62	-	0.72	V
		I _F =10mA	-	-	0.855	
		I _F =50mA	-	-	1	
		I _F =150mA	-	-	1.25	
Reverse Leakage Current	I _{R1}	V _R =20V	-	-	25	nA
	I _{R2}	V _R =70V	-	-	100	
Capacitance	C	V _R =0V, f=1MHz	-	-	3.5	pF
Reverse Recovery Time	T _{RR}	I _F =10mA, V _R =6V	-	-	4	nS

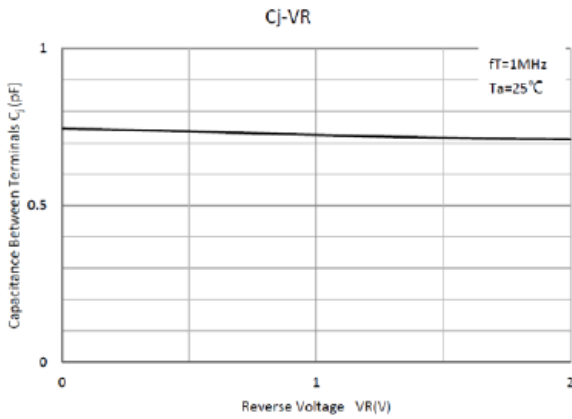
VF-IF



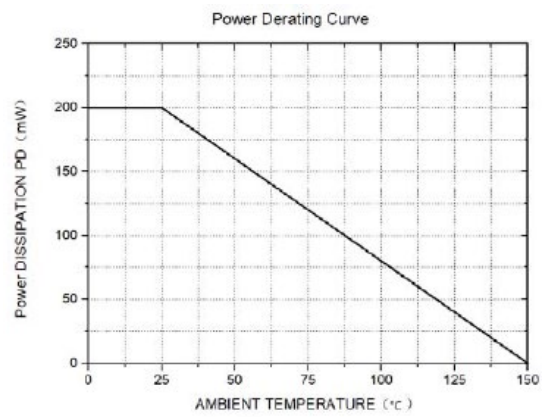
IR-VR




Cj-Vr



Power Derating Curve





Ordering information			
Part Number	Package	Shipping Quantity (pcs)	Marking Code
MMBD4448HTW	SOT-363	3000 / 30000 / 120000	CAA

Disclaimer

Akyga semi reserves the right to make changes without notice to any product specification herein, to make corrections, modifications, enhancements or other changes. Akyga semi or anyone on its behalf assumes no responsibility or liability for any errors or inaccuracies. Data sheet specifications and its information contained are intended to provide a product description only. "Typical" parameters which may be included on Akyga semi data sheets and/ or specifications can and do vary in different applications and actual performance may vary over time. Akyga semi does not assume any liability arising out of the application or use of any product or circuit. Akyga semi products are not designed, intended or authorized for use in medical, life-saving implant or other applications intended for life-sustaining or other related applications where a failure or malfunction of component or circuitry may directly or indirectly cause injury or threaten a life without expressed written approval of Akyga semi. Customers using or selling Akyga semi components for use in such applications do so at their own risk and shall agree to fully indemnify Akyga semi and its subsidiaries harmless against all claims, damages and expenditures.