




## 4700 SERIES

# MICRO-DIP® SMT PRINTED CIRCUIT BOARD SWITCHES

*The 4700 Series MICRO-DIP® is a true SURFACE MOUNT version of our popular MICRO-DIP family.*

Like all EECO MICRO-DIPS, the *4700 Series* permits direct setting of binary-coded values for PROMs and other user-addressable devices. All materials used in the *4700 Series* were carefully selected to withstand the rigors of the surface-mount process, then engineered into an ultra low profile, fully sealed package. The compact dimensions of the *4700 Series* require minimal board space and permit closely stacked PCB designs. The ultra low profile design allows unrestricted heat flow during installation, eliminating the possibility of shadowing adjacent components. The *4700 Series* is covered by a one year warranty.

All *4700 Series* products are **Lead-Free** and **RoHS compliant**.



## SPECIFICATIONS

### MECHANICAL

No. of Switching Positions	10 16
Life	20,000 Detents at Rated Load
Rotational Torque (Initial)	1.0 Inch/Ounce Minimum

### ELECTRICAL

Minimum Rated Load	1 $\mu$ A At 20 mV, AC/DC
Maximum Rated Load, Non-Switching	100 mA At 50 VDC
Maximum Rated Load, Switching	30 mA at 15 VDC
Contact Resistance (Initial)	200 m $\Omega$ Maximum At 1.5 mA, 0.2 mV
Insulation Resistance	1,000 M $\Omega$ Minimum At 100 VDC
Dielectric Withstanding Voltage	250 VAC

### ENVIRONMENTAL

Operating Temperature	-25 $^{\circ}$ C To +75 $^{\circ}$ C
Storage Temperature	-40 $^{\circ}$ C To +85 $^{\circ}$ C
Seal	Full Process Seal

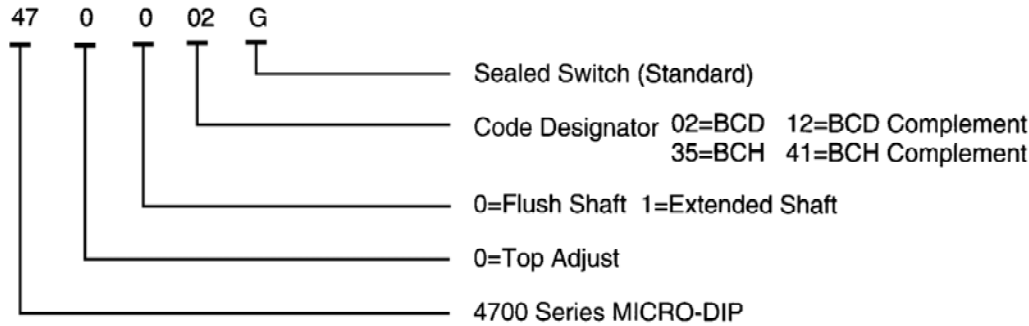
### MATERIALS

Housing	Stainless Steel
Base	Polyphenylene Sulfide
Rotor	High Temperature Polyamide Resin
O-Ring	Silicon Rubber
Contact and Terminal	Phosphor Bronze, Gold Over Nickel Plate

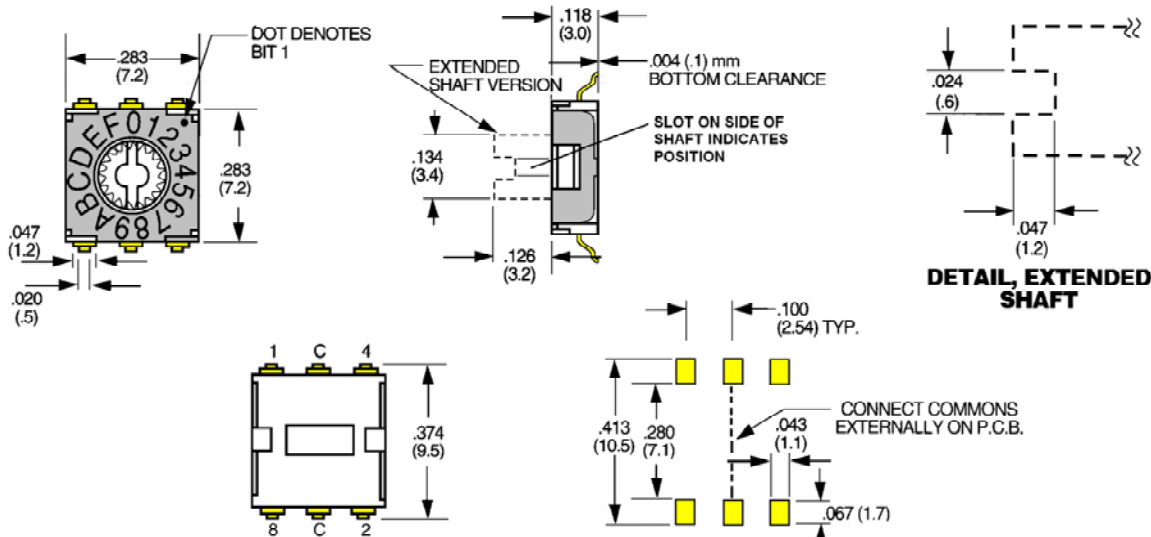
## RoHS COMPLIANCE

EECO Switch is fully committed to complying with the European Lead-Free and RoHS directives. The 4700 Series is Lead-Free and RoHS compliant.

# PART NUMBERS AND DIMENSIONS

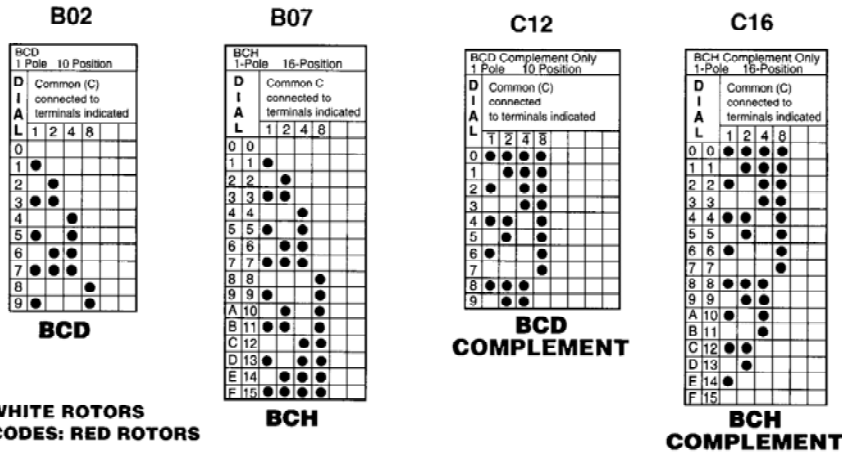


NOTE: Tape and reel packaging available. Consult factory for information.



**TERMINAL IDENTIFICATION**  
Note: Identical for all versions

**SURFACE MOUNT PAD LAYOUT**



Refer to EECO Switch document "Soldering and Cleaning Specifications" for processing information.