


FOR BOARD-TO-BOARD CONNECTION

220 SERIES (CARD EDGE TYPE)

■ FEATURES

- 1.27 mm (0.050 in.) pitch contact arrangement in two rows enables high-density mounting.
- Standard types with 30 to 120 contacts, S types with 112, 132, and 182 contacts, SMT types with 26, 40, 50, 60, and 100 contacts are available for various purposes.
- Double side separated connection for 1.6 mm (0.063 in.) PC board
- Tails are spaced in a four-row staggered arrangement (2.54 mm × 1.905 mm) (0.100 in. × 0.075 in.) for easy PC board design.
- Insulation is UL-approved (94V-0) and is washable.



■ SPECIFICATIONS

Item	Specifications	
Operating temperature range	-55°C to +105°C	
Current rating	DC 2 A	
Voltage rating	AC 250 V	
Contact resistance	35 mΩ max. (DC 6 V, 0.1 A)	
Insulation resistance	1000 MΩ min. (DC 500 V)	
Dielectric withstand voltage	AC 500 V for 1 minute	
Insertion force	Standard type	2 kg max. (10 pins)
	SMT type	
Withdrawal force	S type	1 kg max. (10 pins)
	Standard type	250 g min. (10 pins)
SMT type		
Applicable PC board (standard)	Mounting through hole: 0.8 to 1.6 mm (0.031 to 0.063 in.)	
	Mating card edge: 1.6 mm (0.063 in.)	

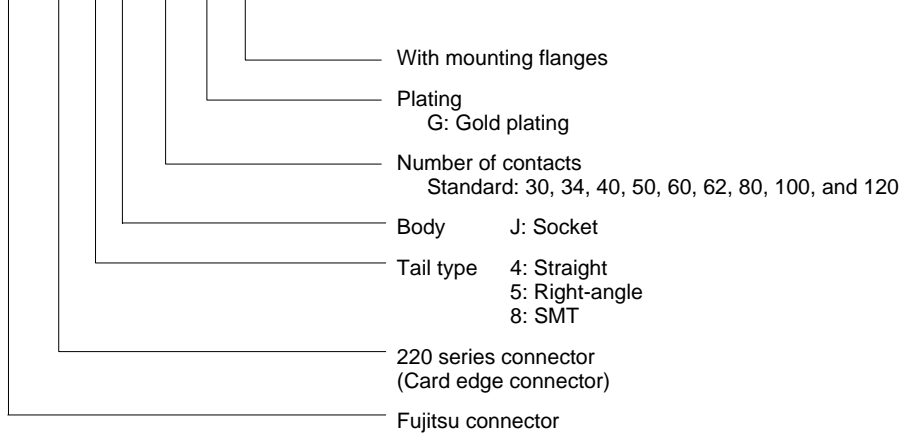
■ MATERIALS

Item	Materials	
Insulator	Polyester (UL94V-0)	
Conductor	Copper alloy	
Plating	Contact	Gold plating
	Terminal	Palladium plating

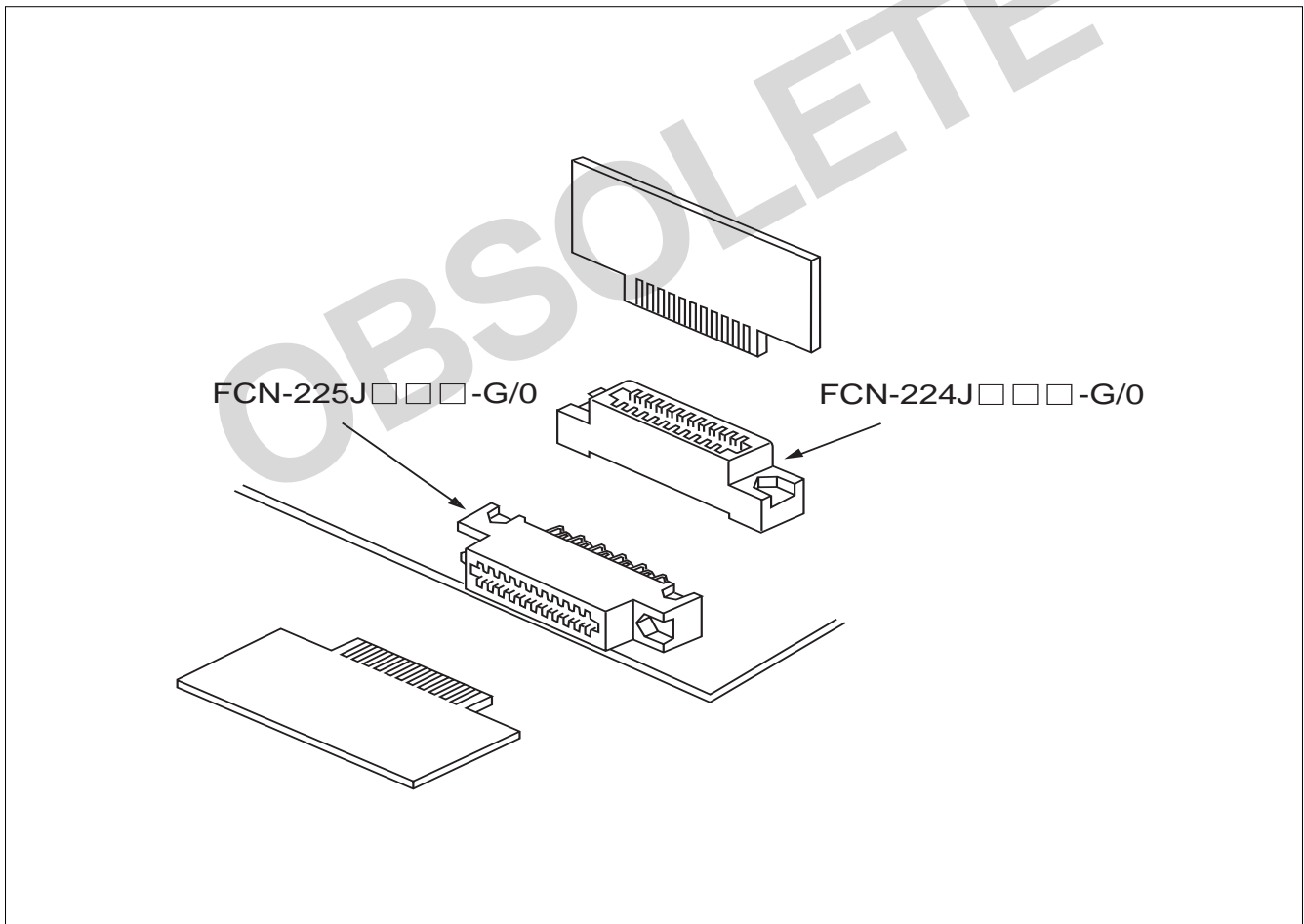
220 Series (Card Edge Type)

■ ORDERING CODE

FCN-22 4 J 050-G / 0



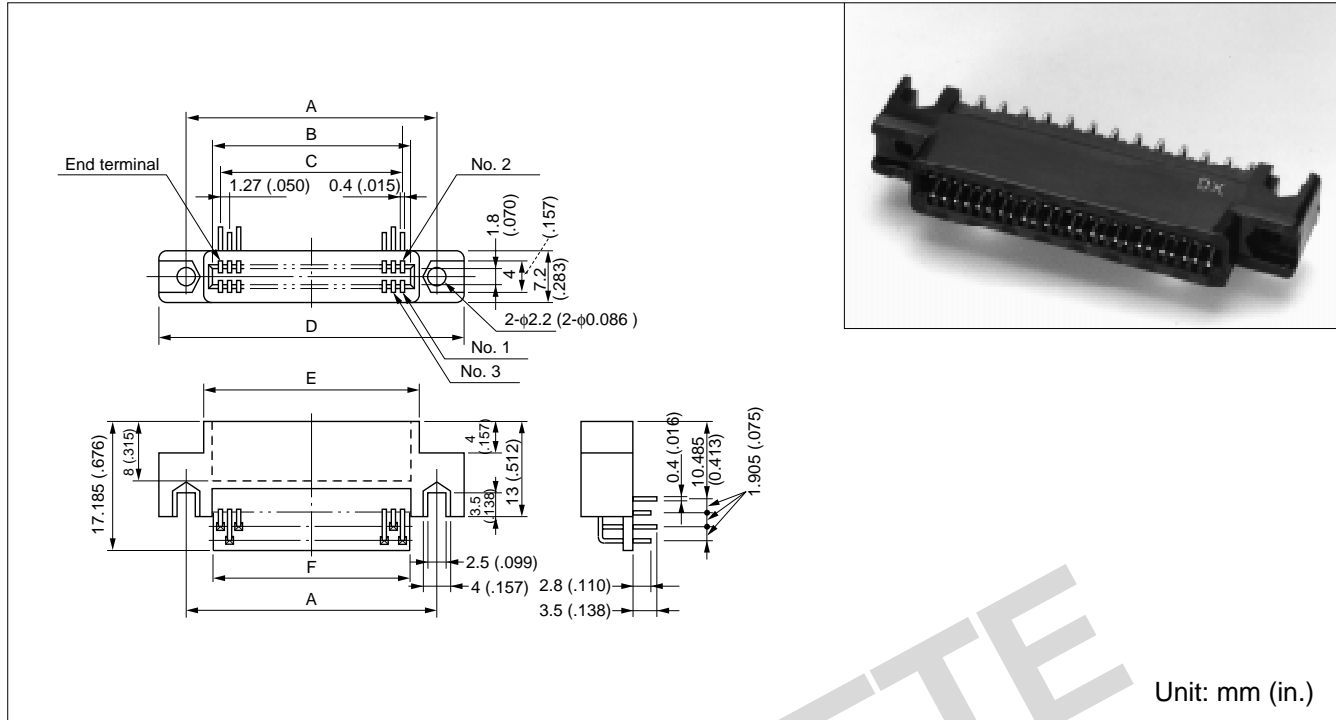
■ APPLICATIONS



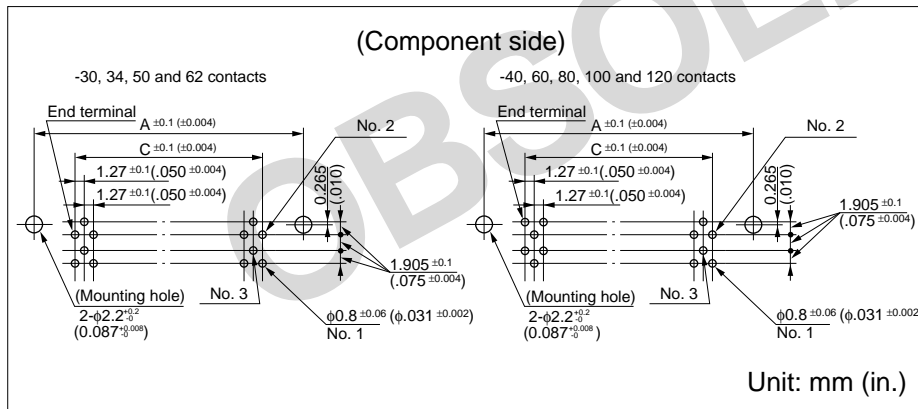
220 Series (Card Edge Type)

RIGHT-ANGLE TYPE

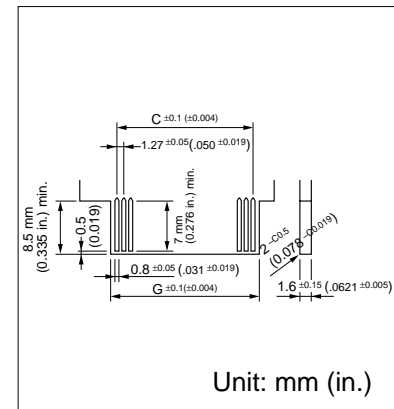
■ DIMENSIONS



■ MOUNTING HOLE LAYOUT



■ MATING PC BOARD CARD EDGE PATTERN



■ PART NUMBERS AND DIMENSIONS

Number of contacts	Part number	Dimensions: mm (in.)						
		A	B	C	D	E	F	G
30	FCN-225J030-G/0	28.05 (1.104)	20.32 (0.800)	17.78 (0.700)	34.55 (1.360)	22.25 (0.875)	19.65 (0.773)	20.12 (0.792)
34	FCN-225J034-G/0	30.59 (1.204)	22.86 (0.900)	20.32 (0.800)	37.09 (1.460)	24.79 (0.975)	22.19 (0.873)	22.66 (0.892)
40	FCN-225J040-G/0	34.40 (1.354)	26.67 (1.050)	24.13 (0.950)	40.90 (1.610)	28.60 (1.125)	26.00 (1.023)	26.47 (1.042)
50	FCN-225J050-G/0	40.75 (1.604)	33.02 (1.300)	30.48 (1.200)	47.25 (1.860)	34.95 (1.375)	32.35 (1.273)	32.82 (1.292)
60	FCN-225J060-G/0	47.10 (1.854)	39.37 (1.550)	36.83 (1.450)	53.60 (2.110)	41.30 (1.625)	38.70 (1.523)	39.17 (1.542)
62	FCN-225J062-G/0	48.37 (1.904)	40.64 (1.600)	38.10 (1.500)	54.87 (2.160)	42.57 (1.675)	39.97 (1.573)	40.44 (1.592)
80	FCN-225J080-G/0	59.80 (2.354)	52.07 (2.050)	49.53 (1.950)	66.30 (2.610)	54.00 (2.125)	51.40 (2.023)	51.87 (2.042)
100	FCN-225J100-G/0	72.50 (2.854)	64.77 (2.550)	62.23 (2.450)	79.00 (3.110)	66.70 (2.635)	64.10 (2.523)	64.57 (2.542)
120	FCN-225J120-G/0	85.20 (3.354)	77.47 (3.050)	74.93 (2.950)	91.70 (3.610)	79.40 (3.125)	76.80 (3.025)	77.27 (3.042)

The above connectors are also available without mounting EARS. Specify the part number with "-G/A" in place of the "-G/0."

220 Series (Card Edge Type)

Fujitsu Components International Headquarter Offices

Japan

Fujitsu Component Limited
Gotanda-Chuo Building
3-5, Higashigotanda 2-chome, Shinagawa-ku
Tokyo 141, Japan
Tel: (81-3) 5449-7010
Fax: (81-3) 5449-2626
Email: promothq@ft.ed.fujitsu.com
Web: www.fcl.fujitsu.com

North and South America

Fujitsu Components America, Inc.
250 E. Caribbean Drive
Sunnyvale, CA 94089 U.S.A.
Tel: (1-408) 745-4900
Fax: (1-408) 745-4970
Email: marcom@fcai.fujitsu.com
Web: www.fcai.fujitsu.com

Europe

Fujitsu Components Europe B.V.
Diamantlaan 25
2132 WV Hoofddorp
Netherlands
Tel: (31-23) 5560910
Fax: (31-23) 5560950
Email: info@fceu.fujitsu.com
Web: www.fceu.fujitsu.com

Asia Pacific

Fujitsu Components Asia Ltd.
102E Pasir Panjang Road
#04-01 Citilink Warehouse Complex
Singapore 118529
Tel: (65) 6375-8560
Fax: (65) 6273-3021
Email: fcal@fcal.fujitsu.com
www.fcal.fujitsu.com

© 2003 Fujitsu Components America, Inc. All company and product names are trademarks or registered trademarks of their respective owners. Rev. 01/16/2003