

FOR BOARD-TO-CABLE CONNECTION

230R SERIES (CONFORMS TO SCSI)

■ FEATURES

- 1.27 mm × 2.54 mm (0.050 in. × 0.100 in.) pitch contact arrangement enables high-density mounting.
- Cables and connectors are assembled by means of discrete wire IDC.
- Terminals are spaced in a four-row staggered arrangement (2.54 mm × 1.905 mm) (0.100 in. × 0.075 in.).
- Knife-fork two-point contacts are highly reliable.
- One-touch lock types and screw lock types are available for fixing the board-side connector and the cable-side connector.
- The following connectors conform to the SCSI standards recommended by ANSI:
 - (1) Single-operation lock types
 - 50-contact type: Conforms to the A-cable connectors prescribed in SCSI-II and SCSI-III
 - 68-contact type: Conforms to the B-cable connectors prescribed in SCSI-II
 - (2) Screw lock types
 - 68-contact type: Conforms to the P/Q-cable connectors prescribed in SCSI-III

* SCSI: Small Computer System Interface

■ SPECIFICATIONS

Item	Specifications
Operating temperature range	-55°C to +105°C
Current rating	DC 1 A
Voltage rating	AC 240 V
Contact resistance	30 mΩ max. (DC 6 V, 0.1A)
Insulation resistance	1000 MΩ min. (DC 500 V)
Dielectric withstand voltage	AC 750 V for 1 minute
Applicable wire (standard)	AWG #28 and #30 twisted-pair cables with φ 0.5 to 0.88 mm (0.020 to 0.035 in.) sheath diameter. (The applicable wires depend on the number of contacts. See the descriptions of IDC plugs and metal covers.)



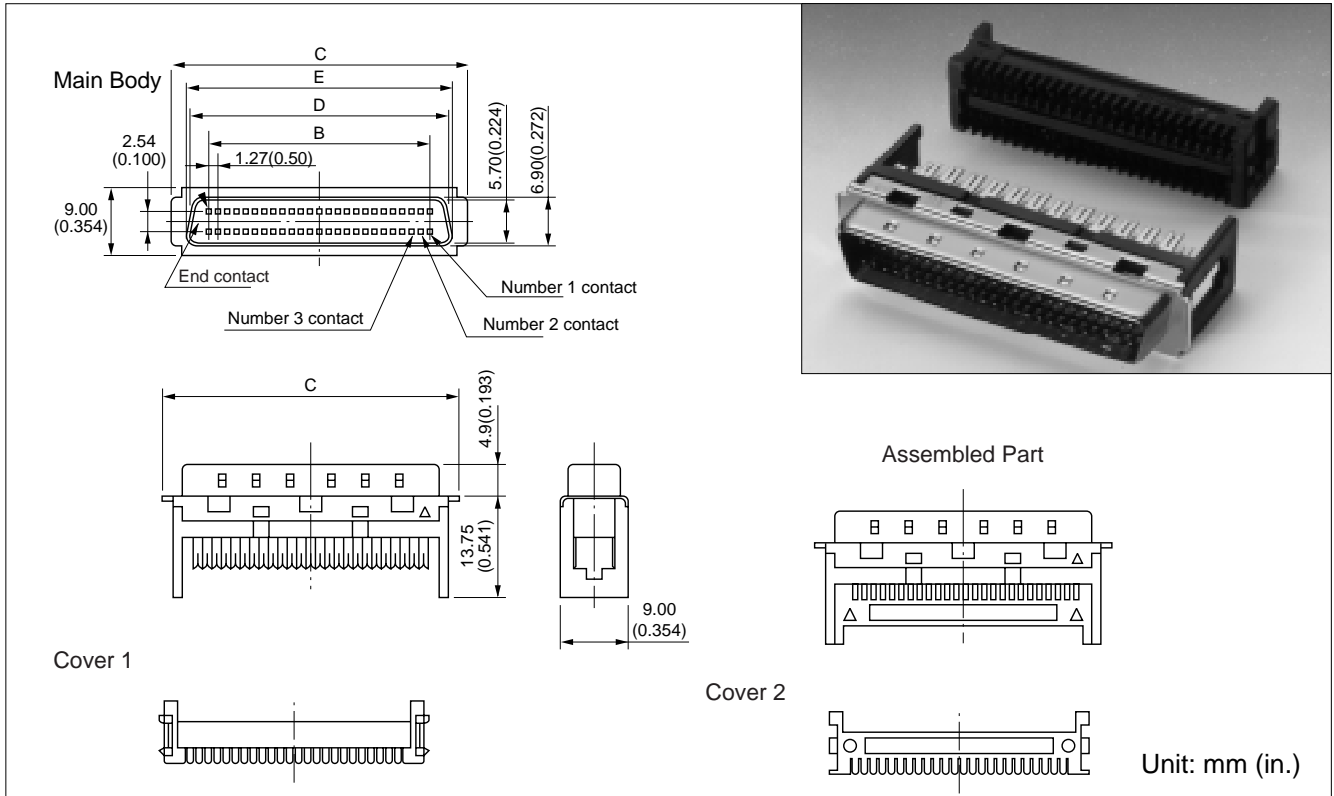
■ MATERIALS

Item	Materials	
Insulator	Polyester (UL94V-0)	
Conductor	Copper alloy	
Plating	Contact	Gold plating
	Terminal	Palladium plating

230R Series (Conforms to SCSI)

FCN-237R**-G/* IDC TYPE, CABLE-PLUG

■ DIMENSIONS



■ PART NUMBERS AND DIMENSIONS

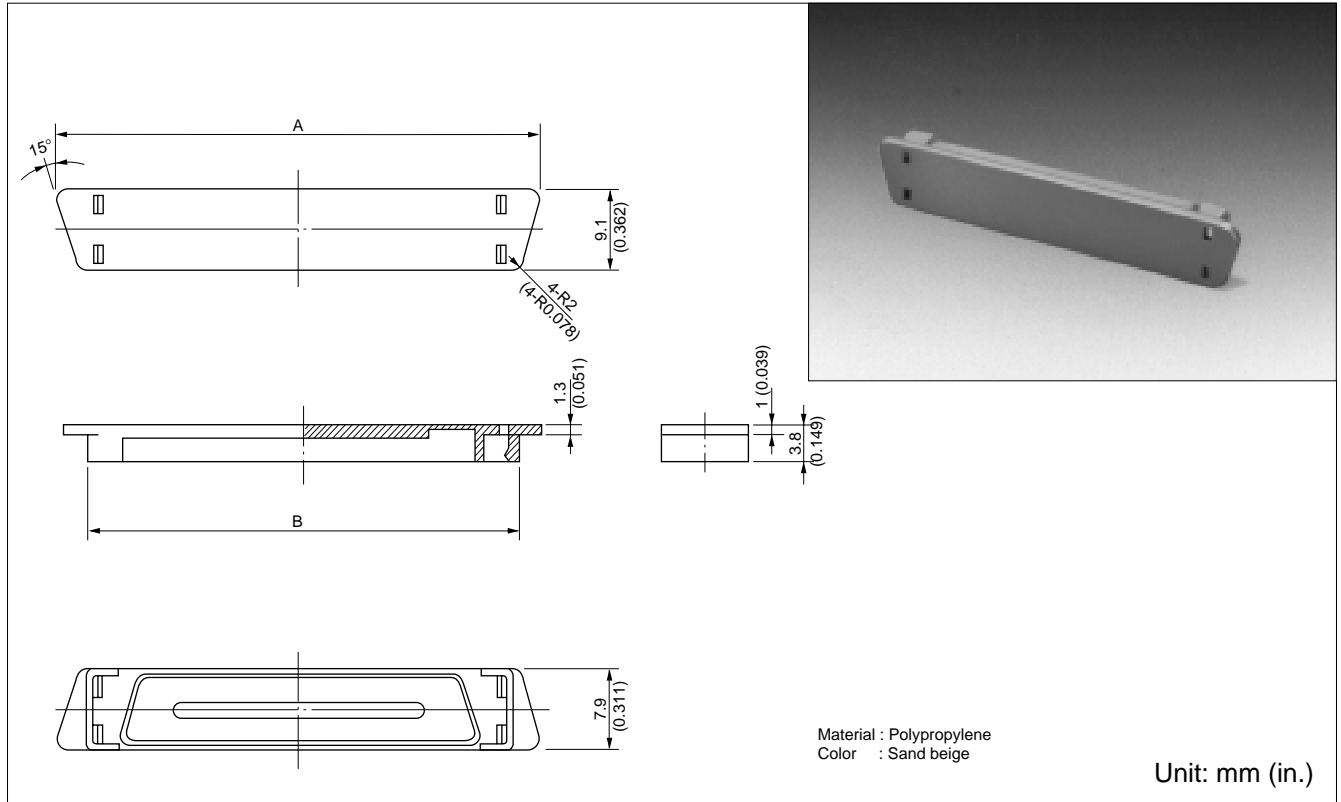
No. of Contacts	External Diameter of Applied Wire	PART NUMBER	Dimensions mm (in.)				
			A	B	C	D	E
20	φ0.8 to 0.88 mm (0.031 to 0.035)	FCN-237R020-G/F	16.75(0.659)	11.43(0.450)	21.25(0.837)	15.80(0.622)	17.00(0.669)
	0.5 to 0.65 mm (0.020 to 0.026)	FCN-237R020-G/E					
	0.66 to 0.79 mm (0.026 to 0.030)	FCN-237R020-G/G					
26	0.8 to 0.88 mm (0.031 to 0.035)	FCN-237R026-G/F	20.65(0.809)	15.24(0.600)	25.06(0.987)	19.61(0.722)	20.81(0.819)
	0.5 to 0.65 mm (0.020 to 0.026)	FCN-237R026-G/E					
28	0.8 to 0.88 mm (0.031 to 0.035)	FCN-237R028-G/F	21.83(0.859)	16.51(0.650)	26.33(1.037)	20.88(0.822)	22.08(0.869)
	0.5 to 0.65 mm (0.020 to 0.026)	FCN-237R028-G/E					
40	0.8 to 0.88 mm (0.031 to 0.035)	FCN-237R040-G/F	29.45(1.159)	24.13(0.950)	33.95(1.377)	28.50(1.122)	29.70(1.169)
	0.66 to 0.79 mm (0.026 to 0.030)	FCN-237R040-G/G					
50	0.8 to 0.88 mm (0.031 to 0.035)	FCN-237R050-G/F	35.80(1.409)	30.48(1.200)	40.30(1.587)	34.85(1.587)	36.05(1.419)
	0.5 to 0.65 mm (0.020 to 0.026)	FCN-237R050-G/E					
	0.66 to 0.79 mm (0.026 to 0.030)	FCN-237R050-G/G					
68	0.8 to 0.88 mm (0.031 to 0.035)	FCN-237R068-G/F	47.23(1.859)	41.91(1.650)	51.73(2.037)	46.28(1.822)	47.48(1.869)
	0.5 to 0.65 mm (0.020 to 0.026)	FCN-237R068-G/E					
	0.66 to 0.79 mm (0.026 to 0.030)	FCN-237R068-G/G					
100	0.8 to 0.88 mm (0.031 to 0.035)	FCN-237R100-G/F	67.55(2.659)	62.23(2.450)	72.05(2.837)	66.60(2.622)	67.80(2.669)
	0.5 to 0.65 mm (0.020 to 0.026)	FCN-237R100-G/E					

230R Series (Conforms to SCSI)

ACCESSORY (DUST CAP FOR SOCKET) (230R SERIES AND 240R SERIES)

Used to prevent dust from entering the contact section of a socket connector.

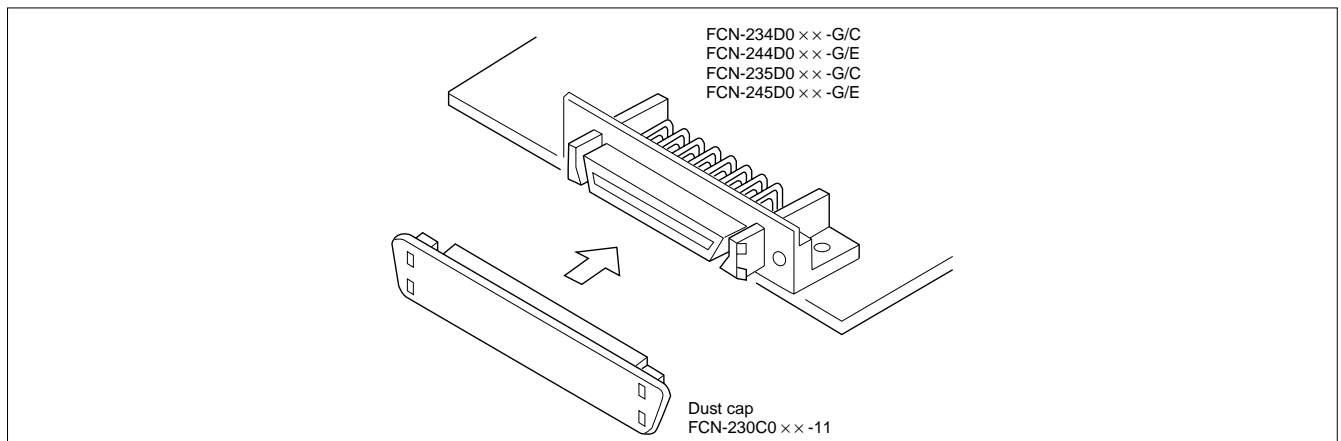
■ DIMENSIONS



■ PART NUMBERS AND DIMENSIONS

Number of contacts	Part number	Dimensions: mm (in.)	
		A	B
28	FCN-230C028-11	35.7 (1.405)	30.1 (1.185)
36	FCN-230C036-11	40.8 (1.606)	35.2 (1.385)
50	FCN-230C050-11	49.7 (1.956)	44.1 (1.736)
68	FCN-230C068-11	61.1 (2.405)	55.5 (2.185)

■ APPLICATIONS



230R Series (Conforms to SCSI)

CABLE ASSEMBLY TOOLS

The following tools are needed to assemble FCN-230/230R/240/240R series connectors.

- Cable aligner (semiautomatic cable aligner or hand tool)
- IDC tool

1. Cable Aligner

Item	Semiautomatic cable aligner			Hand tool
	Body/Controller	Bed	Adaptor	
FCN-237J	FCN-M561-A/C	FCN-P560-2/A	FCN-K560-A-xxx	FCN-237T-T062/H
FCN-237R			FCN-K560-R-xxx	
FCN-247J			FCN-K560-K-xxx	
FCN-247R		FCN-P560-2/J	FCN-K560-J-xxx	FCN-247T-T061/H


xxx indicates the number of contacts.

2. Insulation Displacement Connection (IDC) tool

Item	Hand press	Head/Table
FCN-237J	FCN-237T-T109/H	FCN-237T-T064/H
FCN-237R		FCN-237T-T067/H
FCN-237D		FCN-237T-T075/H
FCN-247J		FCN-247T-T066/H
FCN-247R		FCN-247T-T068/H
FCN-247D		FCN-247T-T077/H



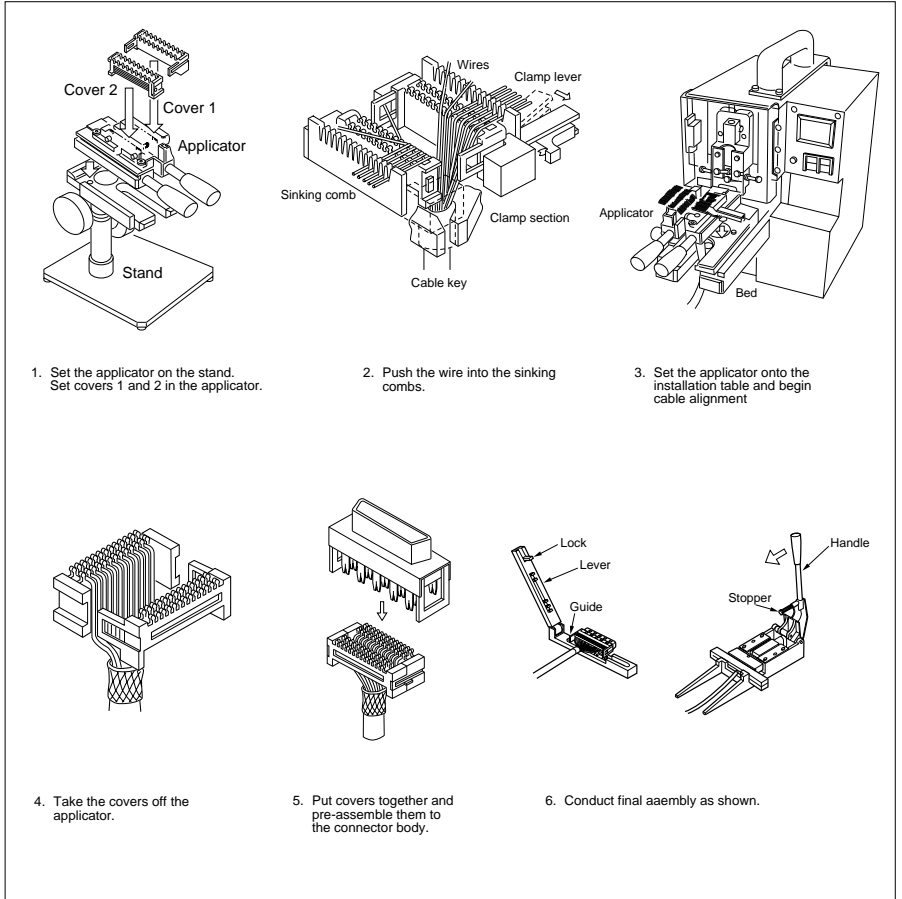

• Cable aligner



• Insulation displacement connection (IDC) tool

230R Series (Conforms to SCSI)

**Semi-Automatic Tools
Cable Aligning Machine
Main Body (FCN-M551-120, FCN-M551-220)**



Head (FCN-H550-1/A)




Stand (FCN-D550)



Applicator (FCN-A550-1/A-xxx)



IDC Tool (FCN-237T-T109/H, FCN-237T-T067/H locator)



FCN-230R SERIES SCSI II CABLE CONNECTORS

SOCKET: FCN-237R***-G/E, G/F (***: 020, 026, 028, 050, 068)

Pos No.	Applied Wire (wire Dia.: mm)	Connector Part number	Cable Aligner		IDC Tool
			Hand Tool	Semi-Auto	
20 68	#28 or #30 (0.8 to 0.88)	FCN-237R020-G/F FCN-237R068-G/F	FCN-237T-T062/H FCN-237t-t043/H	(See below*)	HAND PRESS: FCN-237T-T109/H HEAD & Locator: FCN-237T-T067/H
	#28 or #30 (0.5 to 0.65)	FCN-237R020-G/E FCN-237R068-G/E			

Semi-automatic-Medium Level
 Body: :FCN-M551-120
 Head Assembly: :FCN-H550
 Applicator: :FCN-A550-1/A-***(***: 020, 028, 036, 050, 068, 080)
 Stand: :FCN-D550

230R Series (Conforms to SCSI)

Fujitsu Components International Headquarter Offices

Japan

Fujitsu Component Limited
Gotanda-Chuo Building
3-5, Higashigotanda 2-chome, Shinagawa-ku
Tokyo 141, Japan
Tel: (81-3) 5449-7010
Fax: (81-3) 5449-2626
Email: promothq@ft.ed.fujitsu.com
Web: www.fcl.fujitsu.com

North and South America

Fujitsu Components America, Inc.
250 E. Caribbean Drive
Sunnyvale, CA 94089 U.S.A.
Tel: (1-408) 745-4900
Fax: (1-408) 745-4970
Email: marcom@fcai.fujitsu.com
Web: www.fcai.fujitsu.com

Europe

Fujitsu Components Europe B.V.
Diamantlaan 25
2132 WV Hoofddorp
Netherlands
Tel: (31-23) 5560910
Fax: (31-23) 5560950
Email: info.marketing@fceu.fujitsu.com
Web: www.fceu.fujitsu.com

Asia Pacific

Fujitsu Components Asia Ltd.
102E Pasir Panjang Road
#04-01 Citilink Warehouse Complex
Singapore 118529
Tel: (65) 375-8560
Fax: (65) 273-3021
Email: fcal@fcal.fujitsu.com
www.fcal.fujitsu.com

© 2001 Fujitsu Components America, Inc. All company and product names are trademarks or registered trademarks of their respective owners. Rev. 09/2001