

PC BOARD CONNECTORS

740 SERIES

■ FEATURES

- Various types of headers are available: one side shrouded, both sides shrouded, with simplified latch, and box type.
- The connector having a simplified latch prevents the connector from working loose because of vibration.
- The mini header has a clip to prevent incorrect insertion.
- A 740 series connector with a power terminal for SCSI/IDE interface unit connections is also available.


■ SPECIFICATIONS

1. Standard type

Item	Specification
Operating temperature range	-55°C to +105°C
Current rating	DC 1 A
Voltage rating	AC 250 V
Contact resistance	15 mΩ max. (DC 6 V, 0.1 A)
Insulation resistance	1000 MΩ min. (DC 500 V)
Dielectric strength	AC 500 V for 1 minute
Insertion force	3.5 kg max. (10 pins), 10.5 kg max. (30 pins)
Withdrawal force	0.25 kg min. (10 pins), 1.0 kg min. (30 pins)
Applicable wire	Flat cable: 1.27 mm (0.050 in.) pitch AWG #28 (stranded) or AWG #30 (solid)
Applicable PC board (standard)	1.6 mm

2. Power connector integrated type

Item	Specification
Operating temperature range	-55°C to +105°C
Current rating	DC 1 A (signal pin) DC 5 A (power pin)
Voltage rating	AC 250 V
Contact resistance	15 mΩ max. (signal pin, DC 6 V, 0.1 A) 10 mΩ max. (power pin, DC 6 V, 0.3 A)
Insulation resistance	1000 MΩ min. (DC 500 V)
Dielectric strength	AC 500 V for 1 minute (signal pin) AC 1000 V for 1 minute (power pin)
Insertion force	50-contact signal pin: 17.5 kg max. 40-contact signal pin: 14.0 kg max. Power pin (reference value): 8.8 kg max.
Withdrawal force	50-contact signal pin: 2.0 kg max. 40-contact signal pin: 1.5 kg max. Power pin (reference value): 0.8 kg max.
Applicable PC board (standard)	1.6 mm (0.062 in.) (through hole type)



■ MATERIALS

1. Standard type

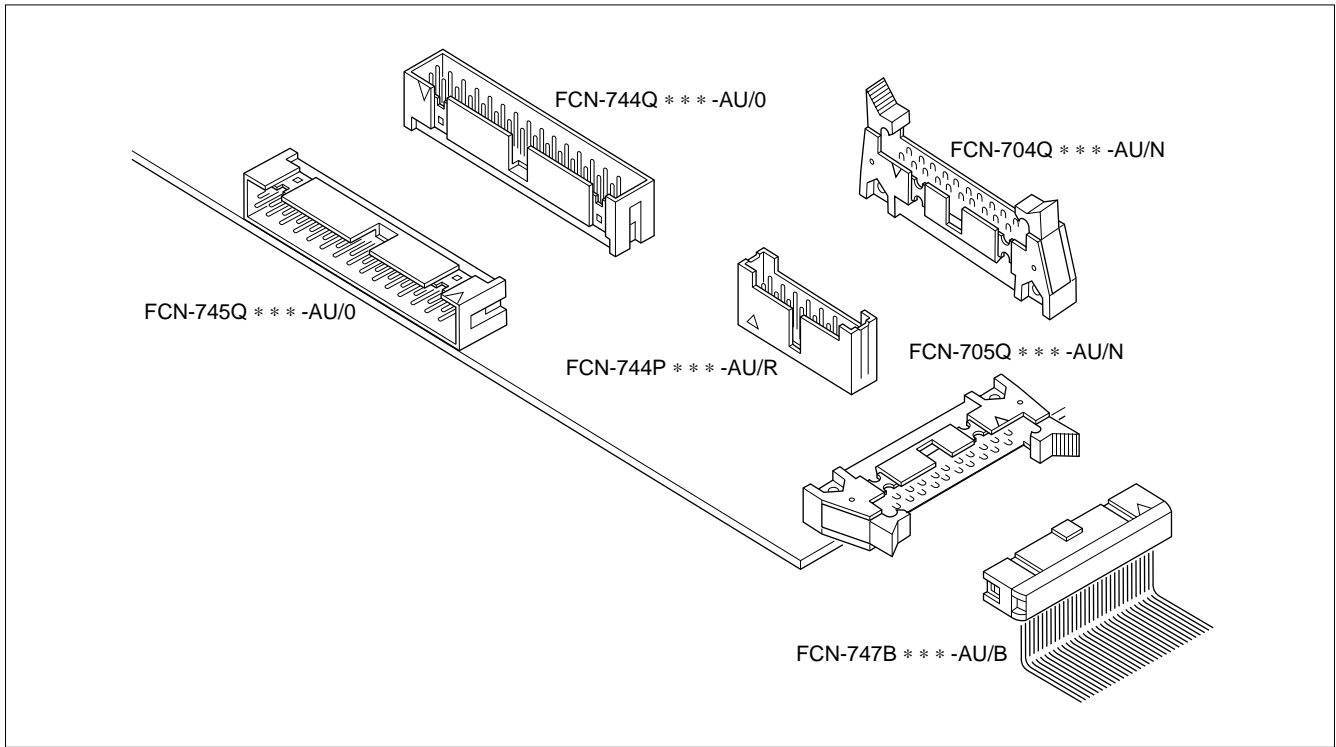
Item	Materials	
Insulating material	Polyester (UL94V-0)	
Conductor	Copper alloy	
Plating	Contact	Gold
	Terminal	Palladium

2. Power connector integrated type

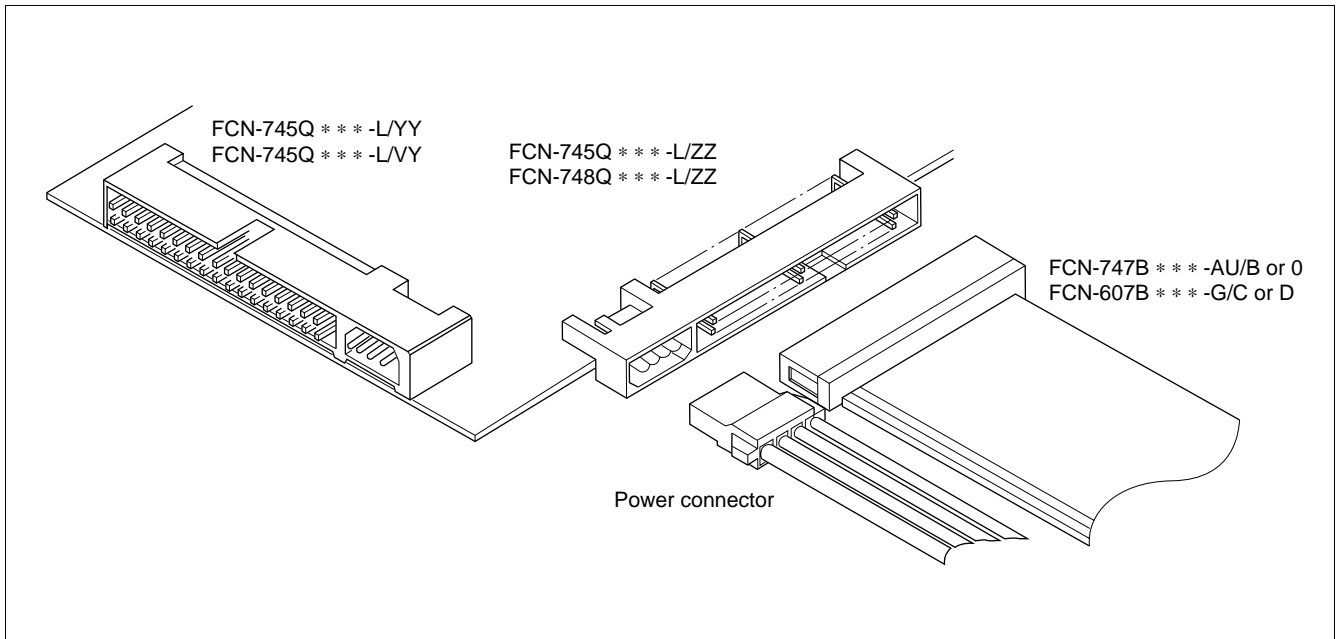
Item	Materials	
Insulating material	Through hole type: Polyester (UL94V-0) SMT type: PPS (UL94V-0)	
Conductor	Copper alloy	
Plating	Signal pin contact	Gold
	Signal pin tail	Palladium
	Power pin	Solder

■ APPLICATION EXAMPLE

1. Standard type

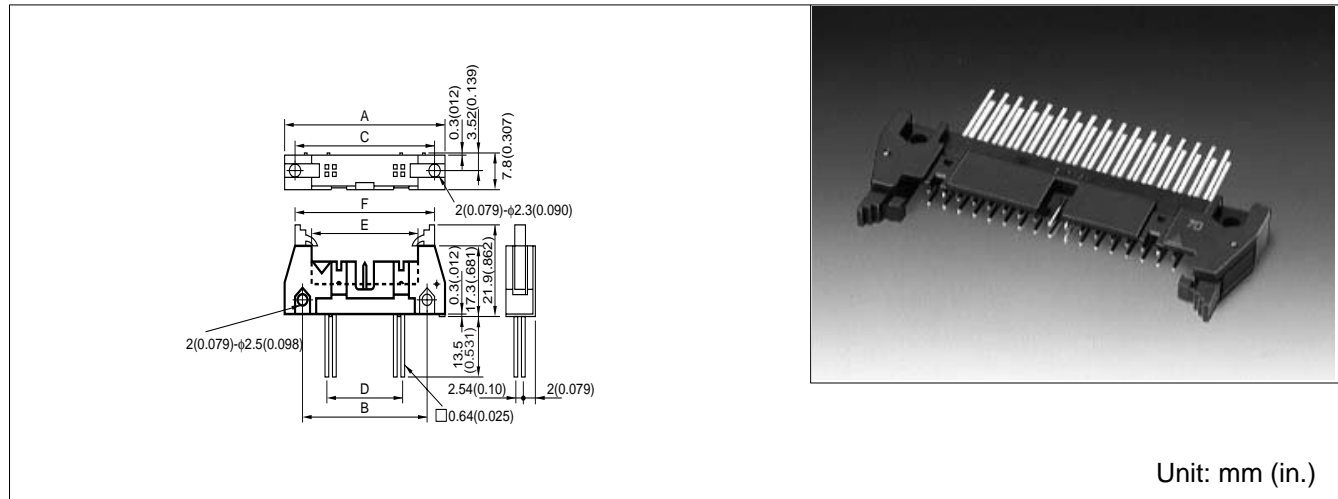


2. Power connector integrated type

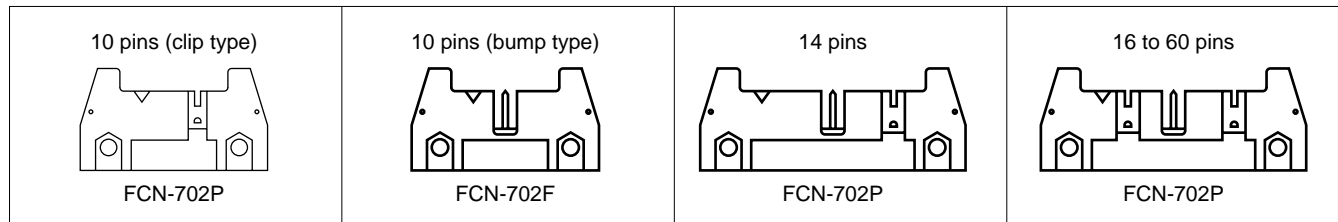


WRAPPING HEADER (ONE SIDE SHROUDED)

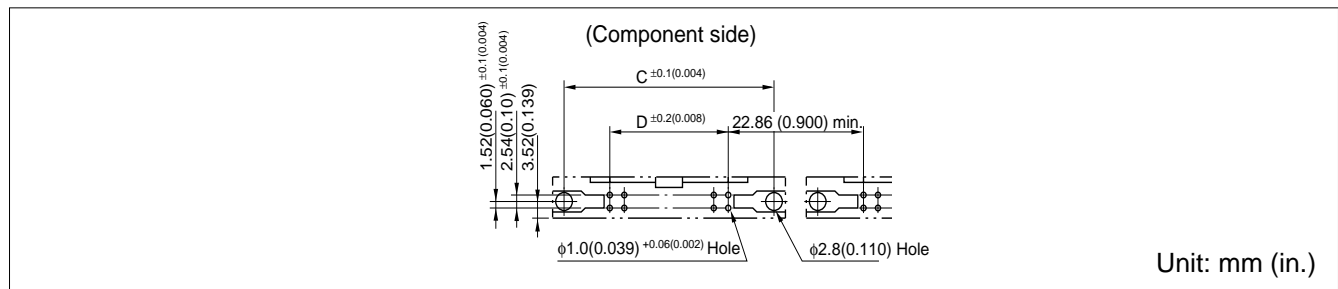
■ DIMENSIONS



■ CONFIGURATION BY THE NUMBER OF PINS



■ MOUNTING HOLE LAYOUT

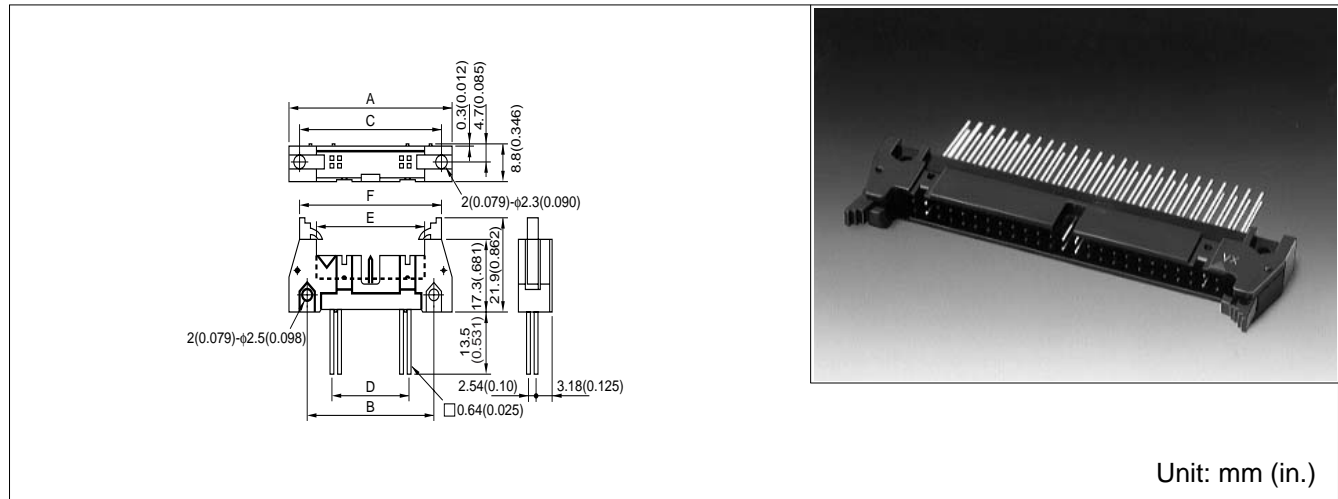


■ PART NUMBERS AND DIMENSIONS

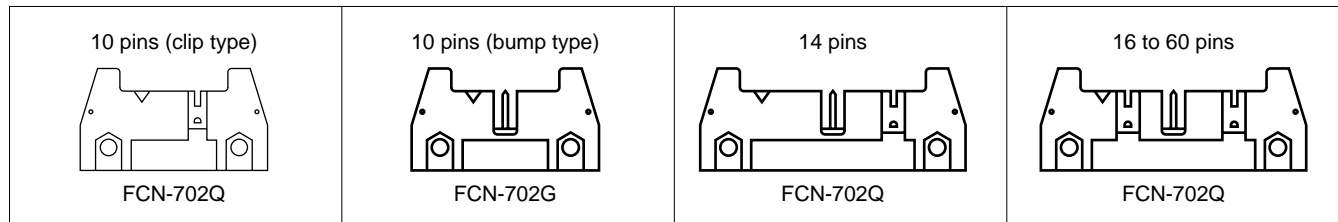
Number of contacts	Part number	Dimensions (unit: mm (in.))					
		A	B	C	D	E	F
10	FCN-702P010-AU/N	32.0 (1.260)	21.8 (0.858)	27.9 (1.098)	10.16 (0.400)	18.3 (0.720)	26.3 (1.035)
10	FCN-702F010-AU/N	32.0 (1.260)	21.8 (0.858)	27.9 (1.098)	10.16 (0.400)	18.3 (0.720)	26.3 (1.035)
14	FCN-702P014-AU/N	37.1 (1.460)	26.9 (1.059)	33.0 (1.299)	15.24 (0.600)	23.4 (0.921)	31.4 (1.236)
16	FCN-702P016-AU/N	39.6 (1.560)	29.4 (1.157)	35.5 (1.398)	17.78 (0.700)	25.9 (1.020)	33.9 (1.334)
20	FCN-702P020-AU/N	44.7 (1.760)	34.5 (1.358)	40.6 (1.598)	22.86 (0.900)	31.0 (1.220)	39.0 (1.535)
26	FCN-702P026-AU/N	52.3 (2.060)	42.2 (1.661)	48.3 (1.901)	30.48 (1.200)	38.6 (1.520)	46.6 (1.835)
30	FCN-702P030-AU/N	57.4 (2.260)	47.2 (1.858)	53.3 (2.098)	35.56 (1.400)	43.7 (1.720)	51.7 (1.835)
34	FCN-702P034-AU/N	62.5 (2.460)	52.3 (2.059)	58.4 (2.299)	40.64 (1.600)	48.8 (1.921)	56.8 (2.035)
40	FCN-702P040-AU/N	70.1 (2.760)	59.9 (2.358)	66.0 (2.598)	48.26 (1.900)	56.4 (2.220)	64.4 (2.545)
50	FCN-702P050-AU/N	82.8 (3.260)	72.6 (2.858)	78.7 (3.098)	60.96 (2.400)	69.1 (2.720)	77.0 (3.031)
60	FCN-702P060-AU/N	95.5 (3.760)	85.3 (3.358)	91.4 (3.566)	73.66 (2.900)	81.8 (3.720)	89.8 (3.535)

WRAPPING HEADER (BOTH SIDES SHROUDED)

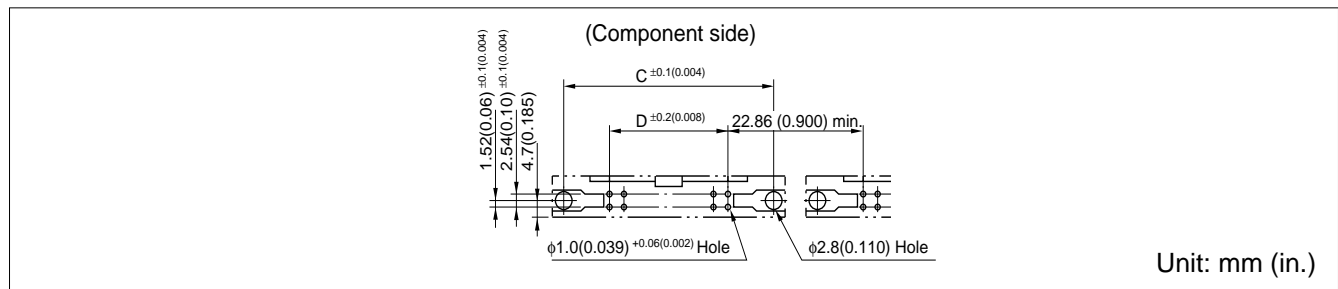
■ DIMENSIONS



■ CONFIGURATION BY THE NUMBER OF PINS



■ MOUNTING HOLE LAYOUT



■ PART NUMBERS AND DIMENSIONS

Number of contacts	Part number	Dimensions (unit: mm (in.))					
		A	B	C	D	E	F
10	FCN-702Q010-AU/N	32.0 (1.260)	21.8 (0.858)	27.9 (1.098)	10.16 (0.400)	18.3 (0.720)	26.3 (1.035)
10	FCN-702G010-AU/N	32.0 (1.260)	21.8 (0.858)	27.9 (1.098)	10.16 (0.400)	18.3 (0.720)	26.3 (1.035)
14	FCN-702Q014-AU/N	37.1 (1.460)	26.9 (1.059)	33.0 (1.299)	15.24 (0.600)	23.4 (0.921)	31.4 (1.236)
16	FCN-702Q016-AU/N	39.6 (1.560)	29.4 (1.157)	35.5 (1.398)	17.78 (0.700)	25.9 (1.020)	33.9 (1.334)
20	FCN-702Q020-AU/N	44.7 (1.760)	34.5 (1.358)	40.6 (1.598)	22.86 (0.900)	31.0 (1.220)	39.0 (1.535)
26	FCN-702Q026-AU/N	52.3 (2.060)	42.2 (1.661)	48.3 (1.901)	30.48 (1.200)	38.6 (1.520)	46.6 (1.835)
30	FCN-702Q030-AU/N	57.4 (2.260)	47.2 (1.858)	53.3 (2.098)	35.56 (1.400)	43.7 (1.720)	51.7 (1.835)
34	FCN-702Q034-AU/N	62.5 (2.460)	52.3 (2.059)	58.4 (2.299)	40.64 (1.600)	48.8 (1.921)	56.8 (2.035)
40	FCN-702Q040-AU/N	70.1 (2.760)	59.9 (2.358)	66.0 (2.598)	48.26 (1.900)	56.4 (2.220)	64.4 (2.545)
50	FCN-702Q050-AU/N	82.8 (3.260)	72.6 (2.858)	78.7 (3.098)	60.96 (2.400)	69.1 (2.720)	77.0 (3.031)
60	FCN-702Q060-AU/N	95.5 (3.760)	85.3 (3.358)	91.4 (3.566)	73.66 (2.900)	81.8 (3.720)	89.8 (3.535)