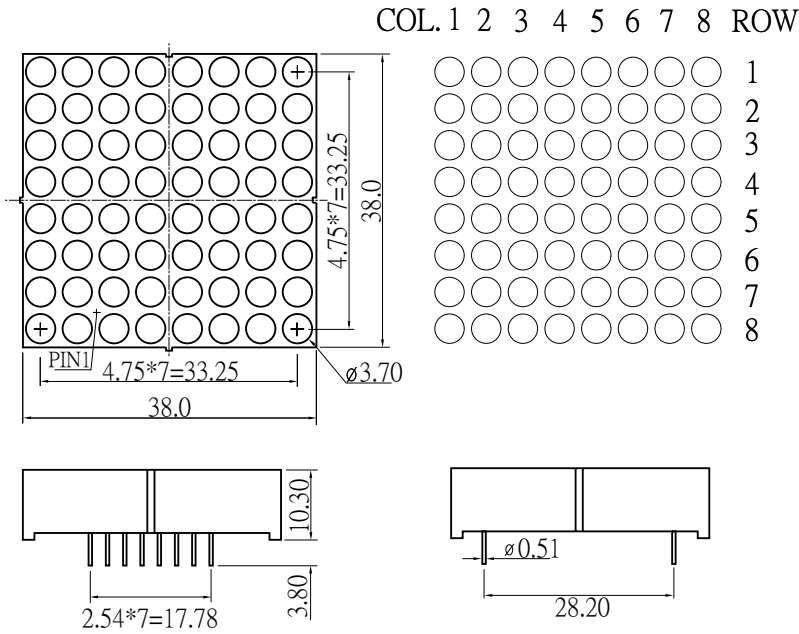



KT03882EI0A



Features

- 1.31 inch digit height
- Low power requirement
- I.C. Compatible
- Easy assembly
- RoHs compliant
- Wide viewing angle
- End stack able
- Gray surface
- White Dots

CODE E



Code:I Yellow (AlGaInP)

Parameter	Symbol	Condition	Min.	Typ.	Max.	Unit
Forward Voltage (Per dice)	Vf	If=20mA	1.8		2.4	V
Reverse Voltage (Per dice)	Vr	Ir=10uA		5		V
Luminous Intensity (Per dice)	Iv	If=20mA		30		mcd
Spectrum Width Of Half Value	$\Delta\lambda$	If=20mA		30		nm
Wavelength	D λ	If=20mA	585		590	nm
Peak Forward Current (Per dice) 1/10 Duty Cycle,0.1ms Pulse	Ifp		70			mA
Operating Temperature Range	Topr	- 35 °C to 85 °C				
Storage Temperature Range	Tstg	- 35 °C to 85 °C				
Solder Temperature 1.5mm below seating plane for 3 Seconds at 260 °C						

Absolute Maximum Rating at Ta=25°C

Fig.1

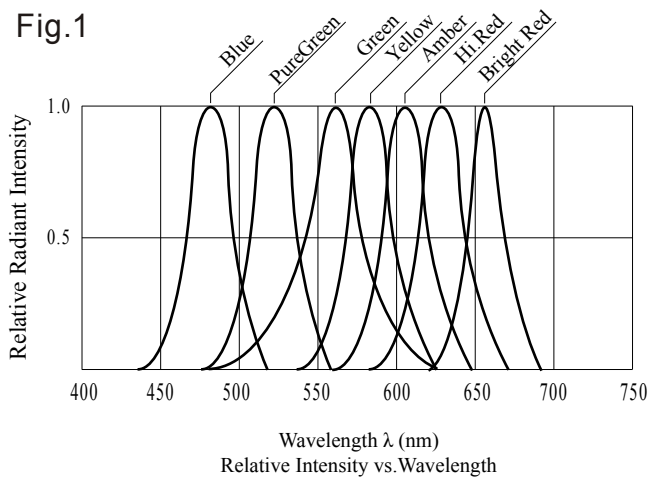


Fig.2

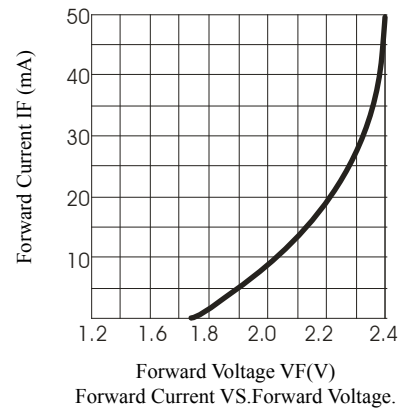


Fig.3



Fig.4



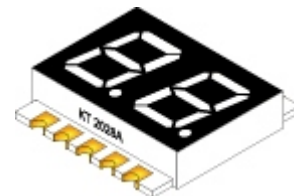
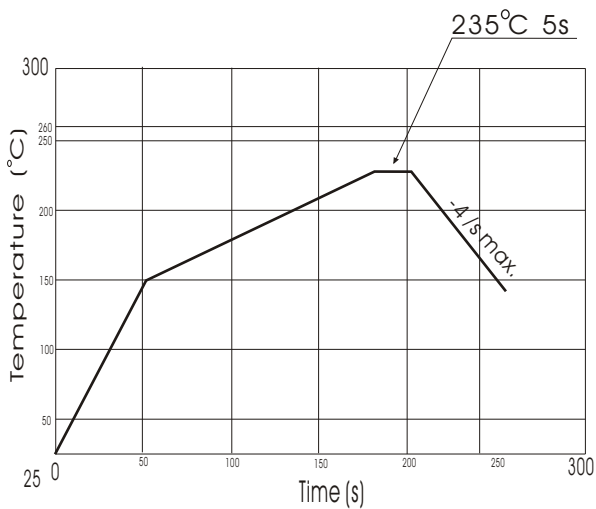
Wave Soldering for Lead-Free Through-hole LED



1.5mm below package base

Solder Temperature	260°C for 3 Seconds
--------------------	---------------------

Lead-free SMT process



Lead solder Temperature	235°C for 5 Seconds
-------------------------	---------------------

Notes: Recommend the wave temperature max. 235°C.
 Do not apply stress on the epoxy when temperature over 80°C.
 No more than once.