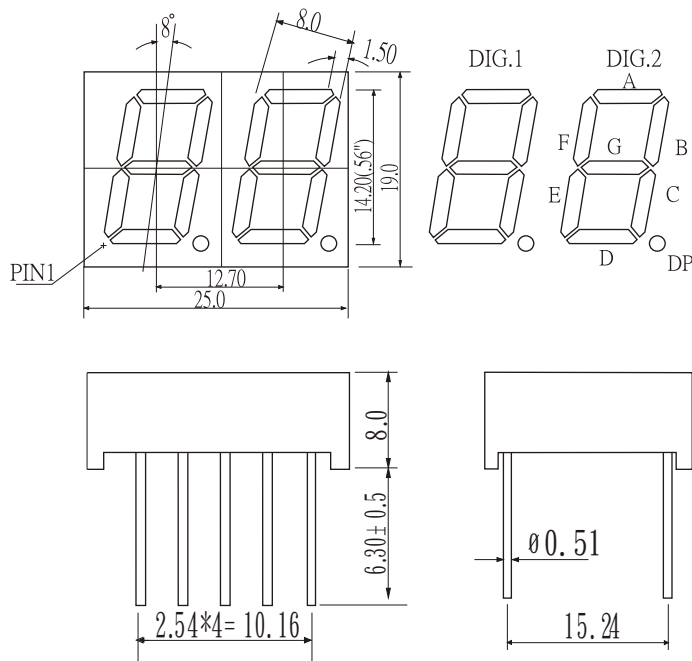


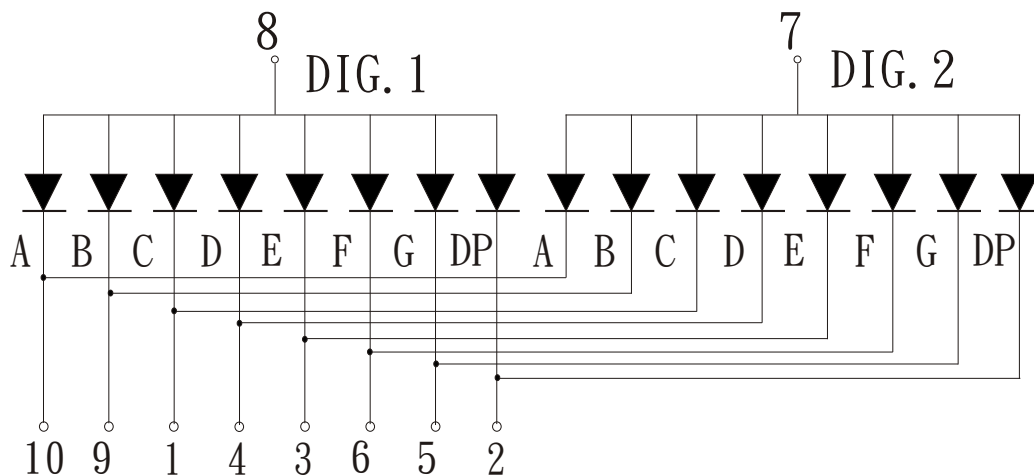
KT20562IC1A

Features

- 0.56 inch digit height
- Low power requirement
- I.C. Compatible
- Easy assembly
- RoHs compliant
- Wide viewing angle
- End stack able
- Black surface
- White segments
- Common Anode

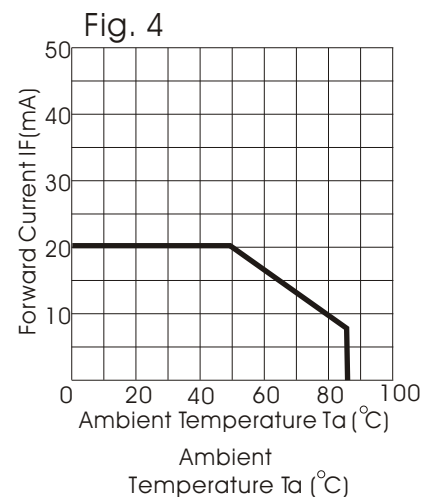
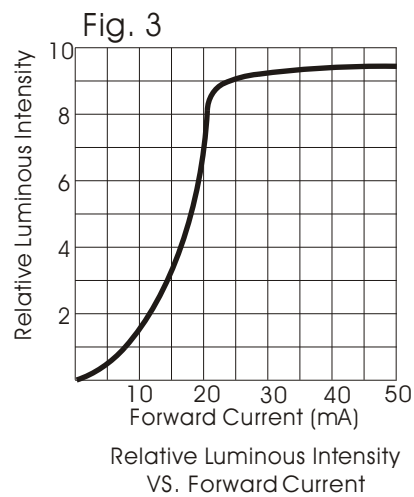
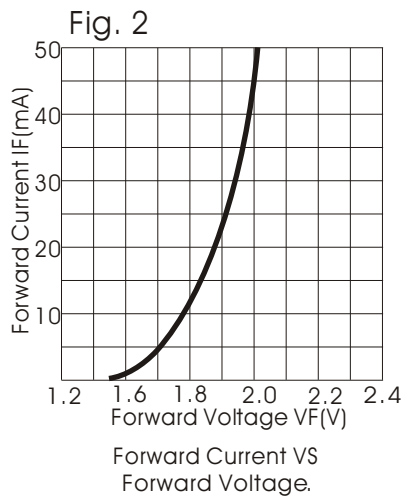
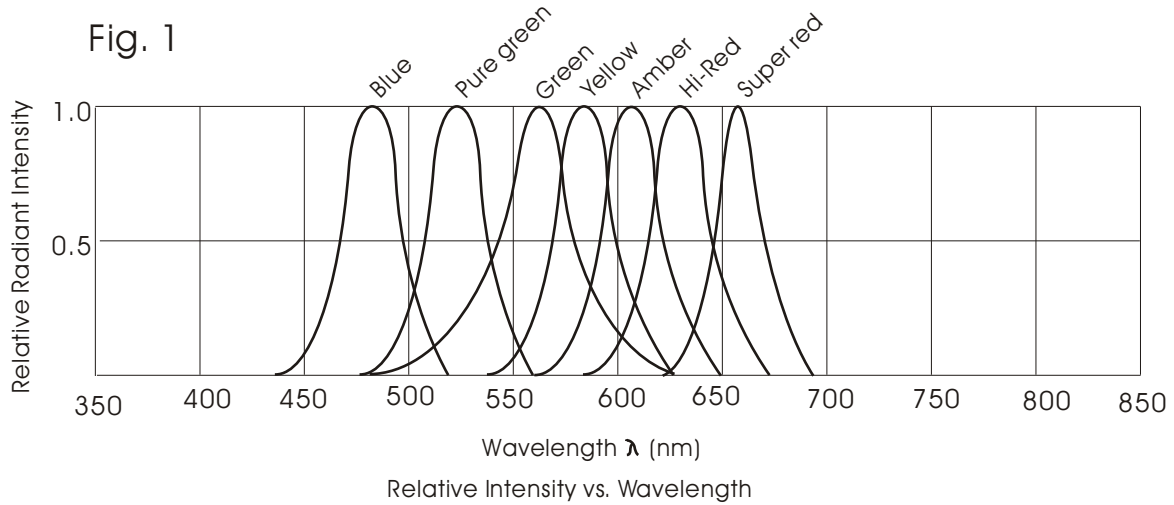


CODE I



Notes:

1. All dimensions are in millimeter (inches), tolerance is 0.25mm unless otherwise noted.
2. Specifications are subject to change without notice.



Code: C (AlGaAs/GaAs)

Parameter	Symbol	Condition	Min.	Typ.	Max.	Unit
Forward Voltage (Per dice)	V_f	$I_f=20\text{mA}$	1.84		2.1	V
Reverse Voltage (Per dice)	V_r	$I_r=10\mu\text{A}$		5.0		V
Luminous Intensity (Per dice)	I_v	$I_f=20\text{mA}$		8.0		mcd
Spectrum With Of Half Value	$\Delta\lambda$	$I_f=20\text{mA}$		22		nm
Wavelength	$D\lambda$	$I_f=20\text{mA}$		655		nm
Peak Forward Current (per dice) 1/10 Duty Cycle, 0.1ms Pulse width			70			mA
Operating Temperature Range			-35°C to 85°C			
Storage Temperature Range			-35°C to 85°C			
Solder Temperature 1.5mm below seating plane for 3 Seconds at 260°C						

Absolute Maximum Rating at $T_a=25^\circ\text{C}$

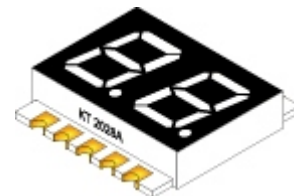
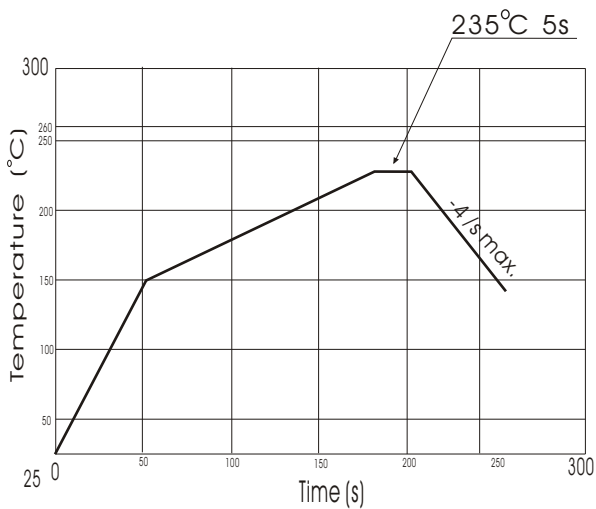
Wave Soldering for Lead-Free Through-hole LED



1.5mm below package base

Solder Temperature	260°C for 3 Seconds
--------------------	---------------------

Lead-free SMT process



Lead solder Temperature	235°C for 5 Seconds
-------------------------	---------------------

Notes: Recommend the wave temperature max. 235°C.
 Do not apply stress on the epoxy when temperature over 80°C.
 No more than once.