



**Features**


- Fast response time.
- Large surge withstand capability 2,000A.
- Protects electronic components from impulse breakdown voltage.
- Small inter-terminal capacity.

**Applications**

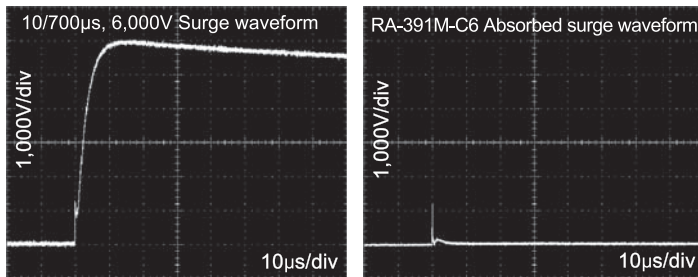
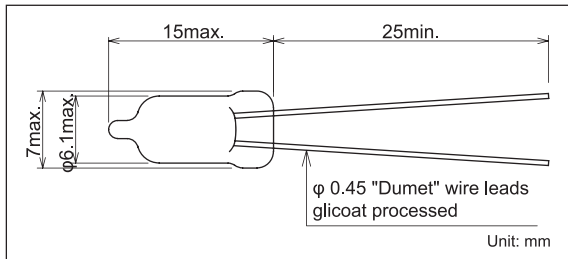
- xDSL modems, Splitters, BS tuner, CRT, VCR, Telephone, Modems, Car audio and GPS.



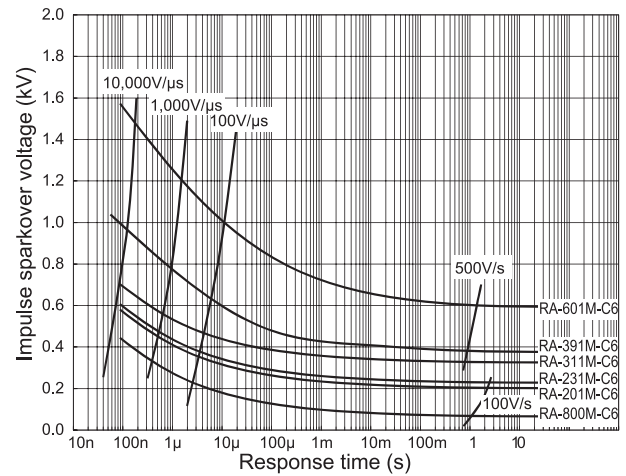
Safety Standard		File No.
UL	:UL-497B	E139599
	:UL-1449	E332107
	:UL-1414	E47474
CSA	:C22.2 No.1	LR105073
SEMKO	:IEC61643-1	No. 518073
	:EN61643-11	SE-44153



**Dimensions**



**V-t Characteristics**



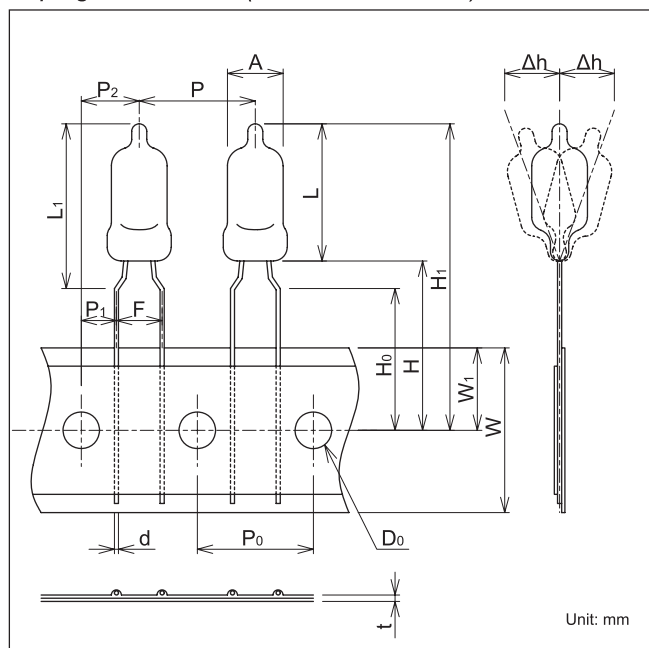
**Electrical Specifications**

Safety Standard					Model Number P: Without Marking M: Marking	DC Sparkover Voltage (V)	Insulation Resistance(MΩ)	Electrostatic Capacitance 1,000Hz-1.5V (pF)	Impulse Discharge Current 8/20μs (A)	Impulse Life Test 8/20μs 100A	Withstand Voltage Test
UL 497B	UL 1449	UL 1414	CSA	SEMKO							
O	-	-	-	-	RA-800P/M-C6	80 (64 ~ 96)	1,000 min. (DC50V)	1.0 max.	2,000	300 times	-
O	-	-	-	-	RA-151P/M-C6	150 (120 ~ 180)					
O	-	-	-	-	RA-201P/M-C6	200 (160 ~ 240)					
O	-	-	-	-	RA-231P/M-C6	230 (184 ~ 276)					
O	O*1	-	-	-	RA-311P/M-C6	310 (264 ~ 356)					
O	O*1	-	-	-	RA-351P/M-C6	350 (280 ~ 420)					
O	O*1	-	-	-	RA-391P/M-C6	390 (312 ~ 468)					
O	O*1	-	-	O*4	RA-501P/M-C6	500 (400 ~ 600)	1,000min. (DC100V)	1.0 max.	2,000	300 times	-
-	O*1	O*2	-	-	RA-601P/M-C6	600 (480 ~ 720)					
-	O*1	O*2	-	-	RA-102P/M-C6	1,000 (800 ~ 1,200)	1,000min. (DC500V)	1.0 max.	2,000	300 times	-
-	O*1	O*2	-	-	RA-152P/M-C6	1,500 (1,200 ~ 1,800)					
-	O*1	O*2	-	-	RA-272M-C6	2,700 (2,160 ~ 3,240)					
-	O*1	O*2	O*3	O*4	RA-302M-C6	3,000 (2,400 ~ 3,600)					AC1,250V3s
											AC1,500V60s

\*1 Rated voltage AC125V: Approved if it is connected to UL approved varistor (V1.0mA≥270V, D≥φ 5mm).  
 \*2 Rated voltage AC250V: Approved if it is connected to UL approved varistor (V1.0mA≥390V, D≥φ 7mm).  
 \*3 Rated voltage AC250V: Approved if it is connected to UL approved varistor (V1.0mA≥390V, D≥φ 5mm).  
 \*4 P: Those with no markings are not SEMKO compliant.



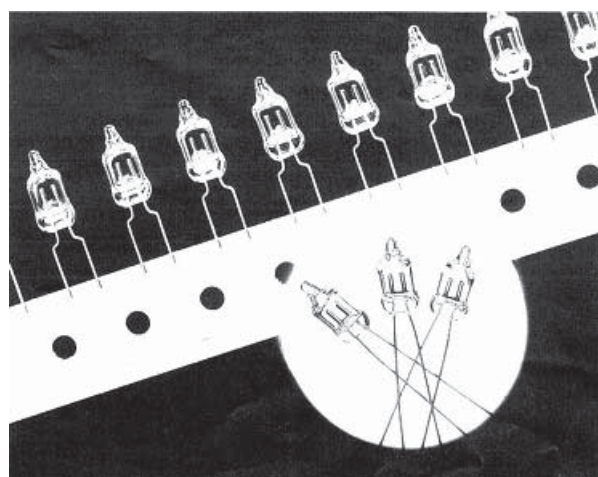
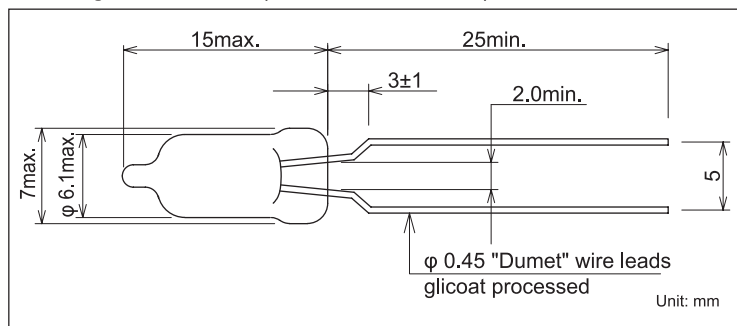
Taping Dimensions (RA-XXXP/M-C6-Y)




Description		Symbol	Dimension
RA	Height	L	15.0 max.
	Lamp Diameter	A	φ 6.1 max.
	Lead Diameter	d	φ 0.45±0.05
Product height from board		L <sub>1</sub>	17.0 max.
Lamp pitch		P	12.7±1.0
Hole pitch		P <sub>0</sub>	12.7±0.3*
Hole position		P <sub>1</sub>	3.85±0.7
		P <sub>2</sub>	6.35±1.3
Pitch between leads		F	5.0 <sup>+0.6</sup> <sub>-0.2</sub>
Declining		Δh	±2.0
Paper width		W	18.0±0.5
Hole position		W <sub>1</sub>	9.0±0.5
Lead clinch height		H <sub>0</sub>	16.0±0.5
Product height		H <sub>1</sub>	33.5 max.
Lead length		H	18.5 max.
Hole diameter		D <sub>0</sub>	φ 4.0±0.2
Paper thickness		t	0.7±0.2

\* Accumulative pitch error: 4 pitches 50.8±0.6mm, 20 pitches 254±1.5mm


Forming Dimensions (RA-XXXP/M-C6-F)



Marking



eg)  
 Model: RA-102M-C6  
 DC spark-over voltage: 1,000V  
 Tolerance: ±20%→O  
 Calendar: 2010→0  
 Manufactured month: January→A



- ①②③..... DC Sparkover Voltage ①②×10<sup>③</sup>
- ④..... Tolerance ±20% (Symbol O)
- ⑤..... Last digit of the calendar year eg.) 2010→0
- ⑥..... The month manufactured (see below)

Month	1	2	3	4	5	6	7	8	9	10	11	12
Symbol	A	B	D	E	F	G	H	J	K	L	M	N