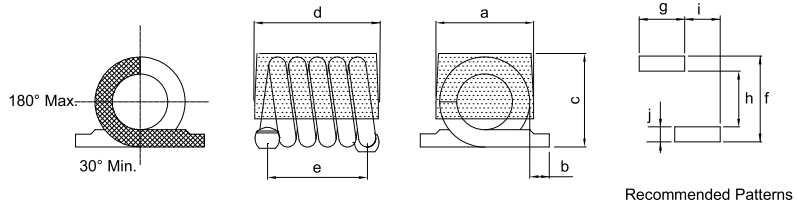



292AR / 292BR Series

■ SMD Air Wound Coil

MECHANICAL DIMENSIONS



unit: mm

Series	a	b	c	d	e
292AR	1.42±0.13	0.89±0.25	1.37±0.15	2.21±0.25	1.83±0.25
292BR	1.42±0.13	0.89±0.25	1.37±0.15	4.04±0.30	3.66±0.25

LAND PATTERN

unit: mm

Series	f	g	h	i	j
292AR	2.62	2.46	1.04	1.02	0.79
292BR	4.45	2.46	2.87	1.02	0.79

ELECTRICAL SPECIFICATION

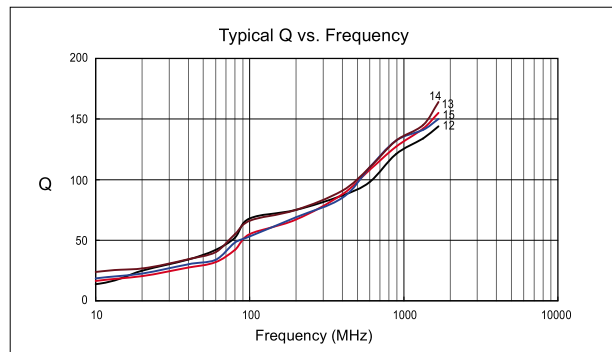
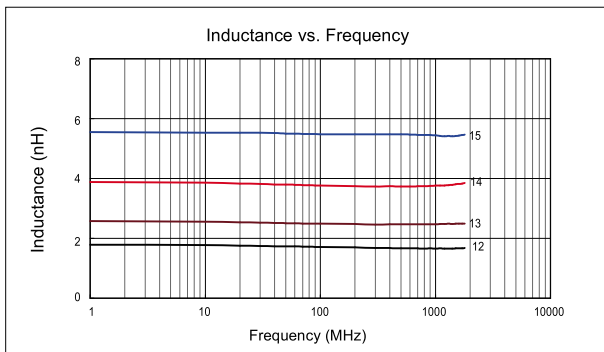
Part Number	Turns	Tolerance	Inductance (nH)	Q (Min.)	Test Freq (MHz)	DCR (mΩ) Max.	SRF (GHz) Min.	Rated Current (A) Max.
292AR-12A □ -LRH	2	K,J	1.65	100	800	4.0	10.0	1.6
292AR-13A □ -LRH	3	G,J	2.55	100	800	5.0	8.2	1.6
292AR-14A □ -LRH	4	G,J	3.85	100	800	6.0	7.5	1.6
292AR-15A □ -LRH	5	G,J	5.45	100	800	8.0	7.0	1.6
292BR-16A □ -LRH	6	G,J	5.60	100	800	9.0	6.5	1.6
292BR-17A □ -LRH	7	G,J	7.15	100	800	10.0	6.0	1.6
292BR-18A □ -LRH	8	G,J	8.80	100	800	12.0	6.0	1.6
292BR-19A □ -LRH	9	G,J	9.85	100	800	13.0	5.2	1.6
292BR-20A □ -LRH	10	G,J	12.55	100	800	14.0	4.6	1.6

- Tolerance: G=±2% ; J=±5% ; K=±10%
- Test Equipment:
L/Q: HP-4291B With HP16193A test fixture or equivalent.
SRF: HP8753E /HP8720D or equivalent.
RDC: Chroma 16502 or equivalent.

- Operating temperature range: -40°C to +125°C
- For Temperature Rise: 15°C
- Storage Temp.: -40°C to +85°C
- MSL: Level 1

CHARACTERISTIC CURVE

292AR Series



292BR Series

