

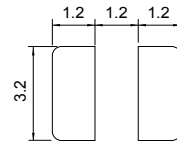
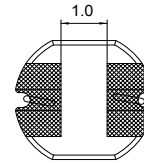
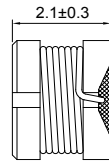
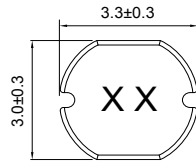
CSN032D Series (UNSHIELDED)

■ SMD Wire Wound Power Inductors

MECHANICAL DIMENSIONS



CSN032D



Recommend Patterns

unit: mm

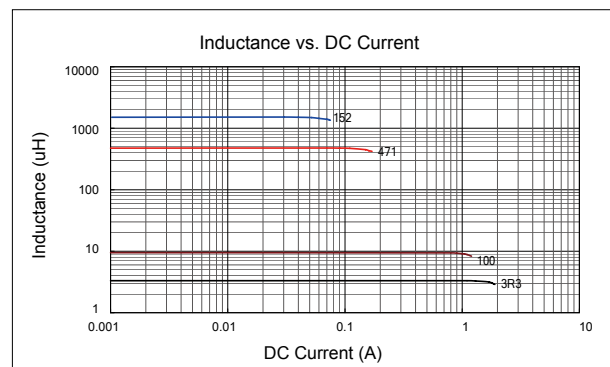
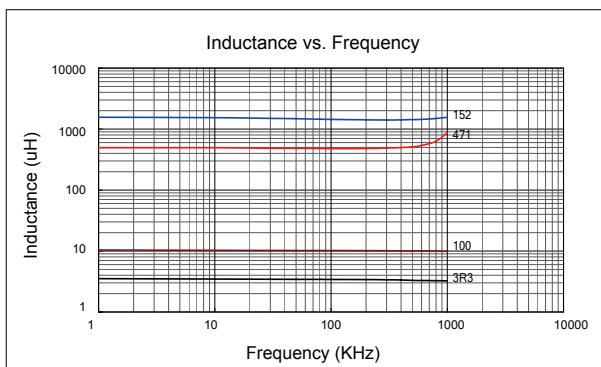
ELECTRICAL SPECIFICATION

Part Number	Marking	Inductance (μH)	Test Freq. (KHz)	DCR (Ω) Max.	Rated Current (A)
CSN032D-1R0M-LRH	BA	1.0	100	0.07	2.080
CSN032D-1R4M-LRH	BE	1.4	100	0.09	1.860
CSN032D-1R8M-LRH	BI	1.8	100	0.11	1.800
CSN032D-2R2M-LRH	CC	2.2	100	0.13	1.390
CSN032D-2R7M-LRH	CH	2.7	100	0.14	1.320
CSN032D-3R3M-LRH	DD	3.3	100	0.20	1.250
CSN032D-3R9M-LRH	DJ	3.9	100	0.21	1.200
CSN032D-4R7M-LRH	EH	4.7	100	0.33	1.030
CSN032D-5R6M-LRH	FG	5.6	100	0.35	0.910
CSN032D-6R8M-LRH	GI	6.8	100	0.38	0.850
CSN032D-8R2M-LRH	IC	8.2	100	0.43	0.820
CSN032D-100M-LRH	KA	10	100	0.50	0.740
CSN032D-120M-LRH	QA	12	100	0.65	0.640
CSN032D-150M-LRH	MA	15	100	0.82	0.600
CSN032D-180M-LRH	RA	18	100	0.90	0.540
CSN032D-220M-LRH	LA	22	100	1.14	0.500
CSN032D-270M-LRH	SA	27	100	1.39	0.430
CSN032D-330M-LRH	NA	33	100	1.55	0.400
CSN032D-390M-LRH	PA	39	100	2.15	0.370
CSN032D-470M-LRH	OA	47	100	2.44	0.360
CSN032D-560M-LRH	UA	56	100	2.68	0.310
CSN032D-680M-LRH	VA	68	100	3.05	0.300
CSN032D-820M-LRH	XA	82	100	3.48	0.280
CSN032D-221M-LRH	LB	220	100	6.30	0.200
CSN032D-471M-LRH	OB	470	100	14.00	0.090

- Tolerance: M=±20% ; L=±15% ; K=±10%
- Operating Temperature Range: -30°C to +100°C (Including self-generated heat)
- Inductance measured using the HP4284A ; Chroma 3302+1320
- DCR measured using the 16502 milli-ohm meter
- Inductance drop no more than 10% of initial value at rated current ,temperature rises $\Delta t < 40^\circ\text{C}$
- Storage Temperature Range: -40°C to +85°C

CHARACTERISTIC CURVE

CSN032D Series



SMD

Leaded