

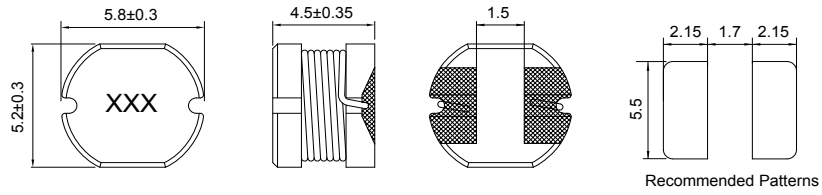
CSN054D Series (UNSHIELDED)

■ SMD Wire Wound Power Inductors

MECHANICAL DIMENSIONS



CSN054D



unit: mm

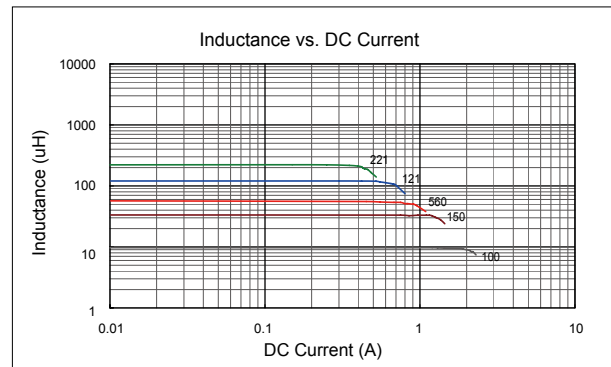
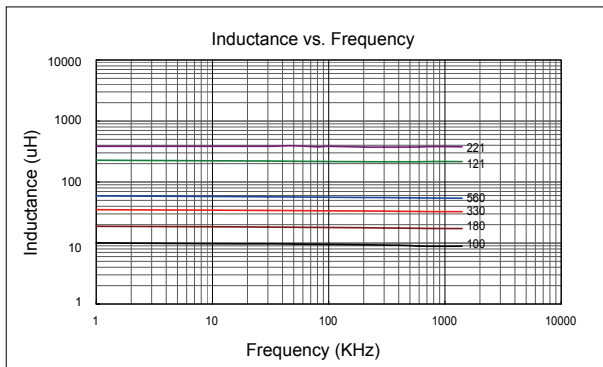
ELECTRICAL SPECIFICATION

Part Number	Marking	Inductance (μH)	Test Freq. (KHz)	DCR (Ω) Max.	Rated Current (A)
CSN054D-1R0M-LRH	1R0	1.0	100	0.015	4.00
CSN054D-1R9M-LRH	1R9	1.9	100	0.039	3.00
CSN054D-2R2M-LRH	2R2	2.2	100	0.020	4.00
CSN054D-3R3M-LRH	3R3	3.3	100	0.021	3.00
CSN054D-4R7M-LRH	4R7	4.7	100	0.028	2.00
CSN054D-6R8M-LRH	6R8	6.8	100	0.042	2.00
CSN054D-100M-LRH	100	10	100	0.10	1.44
CSN054D-120M-LRH	120	12	100	0.12	1.40
CSN054D-150M-LRH	150	15	100	0.14	1.30
CSN054D-180M-LRH	180	18	100	0.15	1.23
CSN054D-220M-LRH	220	22	100	0.18	1.11
CSN054D-270M-LRH	270	27	100	0.20	0.97
CSN054D-330L-LRH	330	33	100	0.23	0.88
CSN054D-390L-LRH	390	39	100	0.32	0.80
CSN054D-470L-LRH	470	47	100	0.37	0.72
CSN054D-560K-LRH	560	56	100	0.42	0.68
CSN054D-680K-LRH	680	68	100	0.46	0.61
CSN054D-820K-LRH	820	82	100	0.60	0.58
CSN054D-101K-LRH	101	100	10	0.70	0.52
CSN054D-121K-LRH	121	120	10	0.93	0.48
CSN054D-151K-LRH	151	150	10	1.10	0.40
CSN054D-181K-LRH	181	180	10	1.38	0.38
CSN054D-221K-LRH	221	220	10	1.57	0.35
CSN054D-271K-LRH	271	270	10	1.85	0.30

- Tolerance: M=±20% ; L=±15% ; K=±10%
- Operating Temperature Range: -30°C to +100°C (Including self-generated heat)
- Inductance measured using the HP4284A ; Chroma 3302+1320
- DCR measured using the 16502 milli-ohm meter
- Inductance drop no more than 10% of initial value at rated current ,temperature rises $\Delta t < 40^\circ\text{C}$
- Storage Temperature Range: -40°C to +85°C

CHARACTERISTIC CURVE

CSN054D Series



SMD

Leaded