

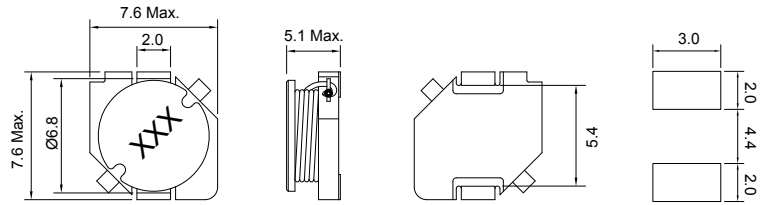
CSN075F Series (UNSHIELDED)

■ SMD Wire Wound Power Inductors

MECHANICAL DIMENSIONS



CSN075F



Recommended Patterns

unit: mm

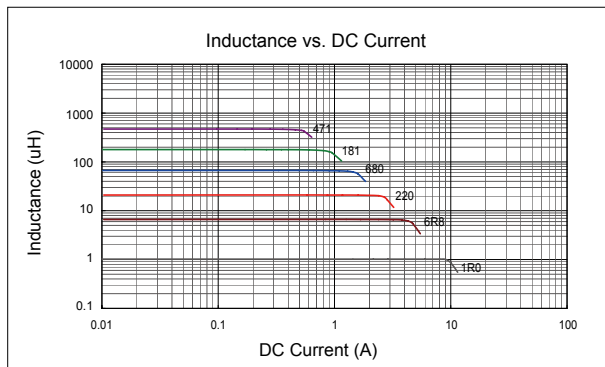
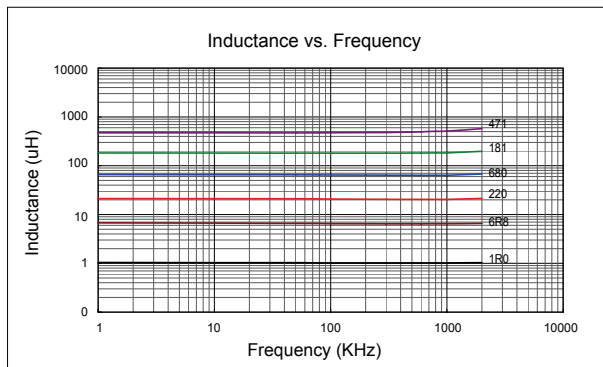
ELECTRICAL SPECIFICATION

Part Number	Marking	Inductance (μH)	Test Freq. (KHz)	DCR (Ω) Max.	Rated Current (A)
CSN075F-1R0M-LRH	102	1.0	100	0.023	2.88
CSN075F-1R5M-LRH	152	1.5	100	0.028	2.56
CSN075F-2R2M-LRH	222	2.2	100	0.032	2.36
CSN075F-3R3M-LRH	332	3.3	100	0.038	2.16
CSN075F-4R7M-LRH	472	4.7	100	0.049	1.88
CSN075F-6R8M-LRH	682	6.8	100	0.060	1.68
CSN075F-100M-LRH	103	10	100	0.070	1.56
CSN075F-120M-LRH	123	12	100	0.080	1.44
CSN075F-150M-LRH	153	15	100	0.090	1.36
CSN075F-180M-LRH	183	18	100	0.100	1.28
CSN075F-220M-LRH	223	22	100	0.120	1.17
CSN075F-270M-LRH	273	27	100	0.140	1.07
CSN075F-330M-LRH	333	33	100	0.160	1.00
CSN075F-390M-LRH	393	39	100	0.190	0.91
CSN075F-470M-LRH	473	47	100	0.220	0.84
CSN075F-560M-LRH	563	56	100	0.290	0.72
CSN075F-680M-LRH	683	68	100	0.340	0.66
CSN075F-820M-LRH	823	82	100	0.460	0.58
CSN075F-101M-LRH	104	100	100	0.550	0.51
CSN075F-121K-LRH	124	120	100	0.670	0.42
CSN075F-151K-LRH	154	150	100	0.900	0.37
CSN075F-181K-LRH	184	180	100	1.050	0.35
CSN075F-221K-LRH	224	220	100	1.350	0.29
CSN075F-271K-LRH	274	270	100	1.550	0.28
CSN075F-331K-LRH	334	330	100	2.050	0.23
CSN075F-391K-LRH	394	390	100	2.300	0.215
CSN075F-471K-LRH	474	470	100	2.600	0.195

- Tolerance: M=±20% ; L=±15% ; K=±10%
- Operating Temperature Range: -30°C to +100°C (Including self-generated heat)
- Inductance measured using the HP4284A ; Chroma 3302+1320
- DCR measured using the 16502 milli-ohm meter
- Inductance drop no more than 10% of initial value at rated current , temperature rises $\Delta t < 40^{\circ}\text{C}$
- Storage Temperature Range: -40°C to +85°C

CHARACTERISTIC CURVE

CSN075F Series



SMD

Leaded