

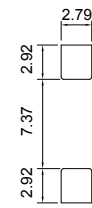
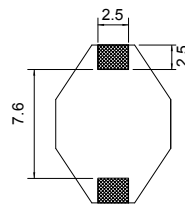
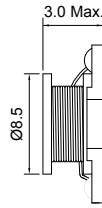
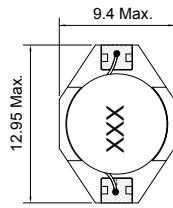
CSN082F Series (UNSHIELDED)

■ SMD Wire Wound Power Inductors

MECHANICAL DIMENSIONS



CSN082F



Recommended Patterns

unit: mm

ELECTRICAL SPECIFICATION

Part Number	Marking	Inductance (μH)	Test Freq. (KHz)	DCR (Ω) Max.	Rated Current (A)	Isat (A)
CSN082F-100M-LRH	103	10	100	0.11	2.0	2.4
CSN082F-150M-LRH	153	15	100	0.15	1.5	2.0
CSN082F-220M-LRH	223	22	100	0.23	1.3	1.6
CSN082F-330M-LRH	333	33	100	0.30	1.1	1.4
CSN082F-470M-LRH	473	47	100	0.39	0.8	1.0
CSN082F-680M-LRH	683	68	100	0.66	0.7	0.9
CSN082F-101M-LRH	104	100	100	0.84	0.6	0.7
CSN082F-151M-LRH	154	150	100	1.20	0.5	0.6
CSN082F-221M-LRH	224	220	100	1.90	0.4	0.5
CSN082F-331M-LRH	334	330	100	2.70	0.3	0.4
CSN082F-471M-LRH	474	470	100	4.00	0.2	0.3
CSN082F-681M-LRH	684	680	100	5.30	0.1	0.2
CSN082F-102M-LRH	105	1000	100	8.40	0.05	0.1

- Tolerance: M= ±20% ; L= ±15% ; K= ±10%
- Operating Temperature Range: -30°C to +100°C (Including self-generated heat)
- Inductance measured using the HP4284A ; Chroma3302+1320
- DCR measured using the 16502 milli-ohm meter
- Inductance drop no more than 10% of initial value at Isat, temperature rises Δt<30°C at rated current
- Storage Temperature Range: -40°C to +85°C

CHARACTERISTIC CURVE

CSN082F Series

