

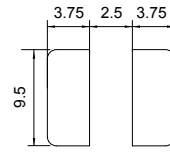
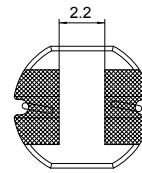
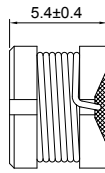
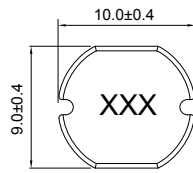
CSN105D Series (UNSHIELDED)

■ SMD Wire Wound Power Inductors

MECHANICAL DIMENSIONS



CSN105D



Recommended Patterns

unit: mm

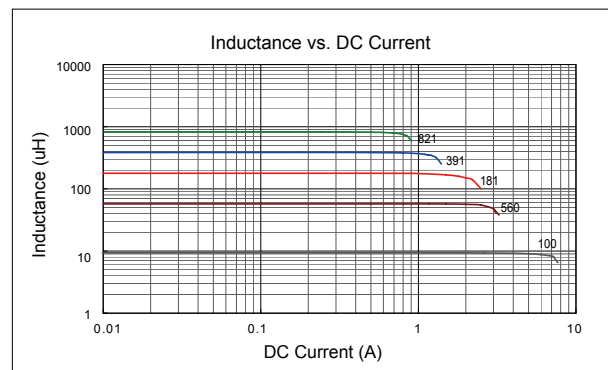
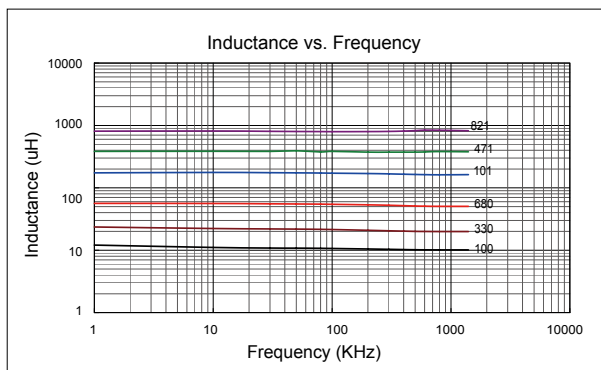
ELECTRICAL SPECIFICATION

Part Number	Marking	Inductance (μH)	Test Freq. (KHz)	DCR (Ω) Max.	Rated Current (A)
CSN105D-100M-LRH	100	10	100	0.06	2.60
CSN105D-120M-LRH	120	12	100	0.07	2.45
CSN105D-150M-LRH	150	15	100	0.08	2.27
CSN105D-180M-LRH	180	18	100	0.09	2.15
CSN105D-220M-LRH	220	22	100	0.10	1.95
CSN105D-270M-LRH	270	27	100	0.11	1.76
CSN105D-330M-LRH	330	33	100	0.12	1.50
CSN105D-390M-LRH	390	39	100	0.14	1.37
CSN105D-470K-LRH	470	47	100	0.17	1.28
CSN105D-560K-LRH	560	56	100	0.19	1.17
CSN105D-680K-LRH	680	68	100	0.22	1.11
CSN105D-820K-LRH	820	82	100	0.25	1.00
CSN105D-101K-LRH	101	100	10	0.35	0.97
CSN105D-121K-LRH	121	120	10	0.40	0.89
CSN105D-151K-LRH	151	150	10	0.47	0.78
CSN105D-181K-LRH	181	180	10	0.63	0.72
CSN105D-221K-LRH	221	220	10	0.73	0.66
CSN105D-271K-LRH	271	270	10	0.97	0.57
CSN105D-331K-LRH	331	330	10	1.15	0.52
CSN105D-391K-LRH	391	390	10	1.30	0.48
CSN105D-471K-LRH	471	470	10	1.48	0.42
CSN105D-561K-LRH	561	560	10	1.90	0.33
CSN105D-681K-LRH	681	680	10	2.25	0.28
CSN105D-821K-LRH	821	820	10	2.55	0.24

- Tolerance: M=±20% ; L=±15% ; K=±10%
- Operating Temperature Range: -30°C to +100°C (Including self-generated heat)
- Inductance measured using the HP4284A ; Chroma 3302+1320
- DCR measured using the 16502 milli-ohm meter
- Inductance drop no more than 10% of initial value at rated current ,temperature rises $\Delta t < 40^{\circ}\text{C}$
- Storage Temperature Range: -40°C to +85°C

CHARACTERISTIC CURVE

CSN105D Series



SMD

Leaded