

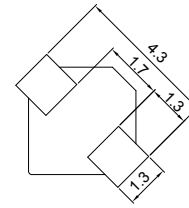
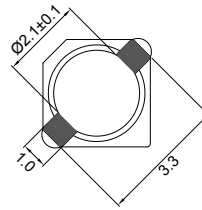
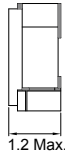
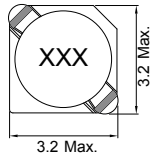
CSS0211P Series (SHIELDED)

SMD Wire Wound Power Inductors

MECHANICAL DIMENSIONS



CSS0211P



Recommended Patterns

unit: mm

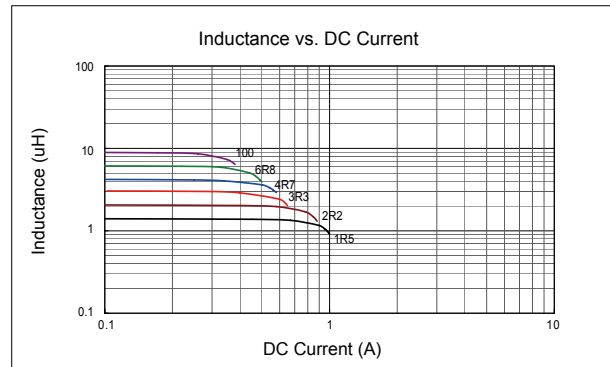
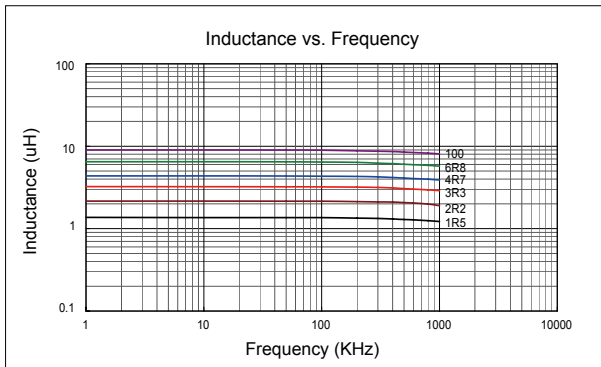
ELECTRICAL SPECIFICATION

Part Number	Marking	Inductance (μH)	Test Freq. (KHz)	DCR (mΩ) Max.	Rated Current (mA)	Isat (mA)
CSS0211P-1R5N-LRH	1R5	1.5	100	68	1480	900
CSS0211P-2R2N-LRH	2R2	2.2	100	98	1270	780
CSS0211P-3R3N-LRH	3R3	3.3	100	123	1020	600
CSS0211P-4R7N-LRH	4R7	4.7	100	170	880	500
CSS0211P-6R8N-LRH	6R8	6.8	100	260	800	440
CSS0211P-100N-LRH	100	10.0	100	400	650	350

- Tolerance: N=±30% ; M=±20% ; L=±15%
- Operating Temperature Range: -30°C to +100°C (Including self-generated heat)
- Inductance measured using the HP4284A ; Chroma3302+1320
- DCR measured using the 16502 milli-ohm meter
- Inductance drop no more than 35% of initial value at Isat, temperature rises $\Delta t < 40^\circ\text{C}$ at rated current.
- Storage Temperature Range: -40°C to +85°C

CHARACTERISTIC CURVE

CSS0211P Series



SMD

Leaded