

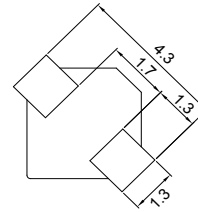
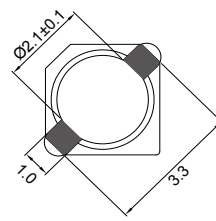
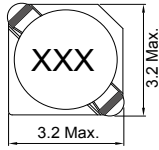
CSS0218P Series (SHIELDED)

■ SMD Wire Wound Power Inductors

MECHANICAL DIMENSIONS



CSS0218P



Recommended Patterns

unit: mm

ELECTRICAL SPECIFICATION

Part Number	Marking	Inductance (μH)	Test Freq. (KHz)	DCR (mΩ) Max.	Rated Current (mA)	Isat (mA)
CSS0218P-2R2N-LRH	2R2	2.2	100	41	2300	850
CSS0218P-3R3N-LRH	3R3	3.3	100	54	2100	750
CSS0218P-4R7N-LRH	4R7	4.7	100	78	1650	630
CSS0218P-6R8N-LRH	6R8	6.8	100	106	1320	520
CSS0218P-100N-LRH	100	10.0	100	180	1000	430
CSS0218P-150N-LRH	150	15.0	100	220	800	350
CSS0218P-220N-LRH	220	22.0	100	320	680	300
CSS0218P-330N-LRH	330	33.0	100	460	560	240
CSS0218P-470N-LRH	470	47.0	100	660	480	200

- Tolerance: N= ±30% ; M= ±20% ; L= ±15%
- Operating Temperature Range: -30°C to +100°C (Including self-generated heat)
- Inductance measured using the HP4284A ; Chroma3302+1320
- DCR measured using the 16502 milli-ohm meter
- Inductance drop no more than 35% of initial value at Isat, temperature rises Δ t<40°C at rated current.
- Storage Temperature Range: -40°C to +85°C

CHARACTERISTIC CURVE

CSS0218P Series

