

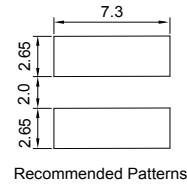
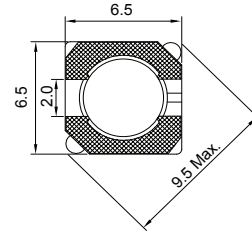
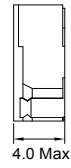
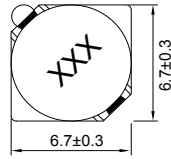
CSS0638P Series (SHIELDED)

■ SMD Wire Wound Power Inductors

MECHANICAL DIMENSIONS



CSS0638P



Recommended Patterns

unit: mm

ELECTRICAL SPECIFICATION

Part Number	Marking	Inductance (μH)	Test Freq. (KHz)	DCR (mΩ) Max.	Rated Current (A)
CSS0638P-3R3N-LRH	3R3	3.3	10	20	3.50
CSS0638P-5R0N-LRH	5R0	5.0	10	24	2.90
CSS0638P-6R2N-LRH	6R2	6.2	10	27	2.50
CSS0638P-7R4N-LRH	7R4	7.4	10	31	2.30
CSS0638P-8R7N-LRH	8R7	8.7	10	34	2.20
CSS0638P-100N-LRH	100	10	10	38	2.00
CSS0638P-120N-LRH	120	12	10	53	1.70
CSS0638P-150N-LRH	150	15	10	57	1.60
CSS0638P-180N-LRH	180	18	10	92	1.50
CSS0638P-220N-LRH	220	22	10	96	1.30
CSS0638P-270N-LRH	270	27	10	109	1.20
CSS0638P-330N-LRH	330	33	10	124	1.10
CSS0638P-390N-LRH	390	39	10	138	1.00
CSS0638P-470N-LRH	470	47	10	155	0.95
CSS0638P-560N-LRH	560	56	10	202	0.85
CSS0638P-680N-LRH	680	68	10	234	0.75
CSS0638P-820N-LRH	820	82	10	324	0.70
CSS0638P-101N-LRH	101	100	10	358	0.65

- Tolerance: N=±30% ; M=±20% ; L=±15%
- Operating Temperature Range: -30°C to +100°C (Including self-generated heat)
- Inductance measured using the HP4284A ; Chroma3302+1320
- DCR measured using the 16502 milli-ohm meter
- Inductance drop no more than 35% of initial value at Isat, temperature rises Δt<40°C at rated current.
- Storage Temperature Range: -40°C to +85°C

CHARACTERISTIC CURVE

CSS0638P Series

