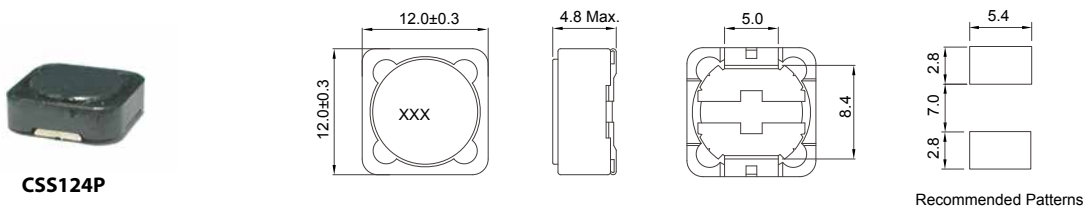


CSS124P Series (SHIELDED)

■ SMD Wire Wound Power Inductors

MECHANICAL DIMENSIONS



CSS124P

Recommended Patterns

unit: mm

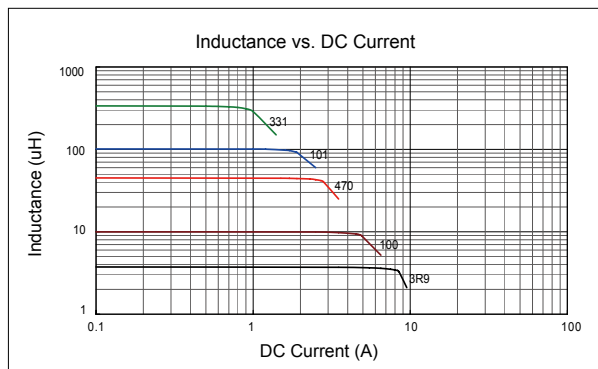
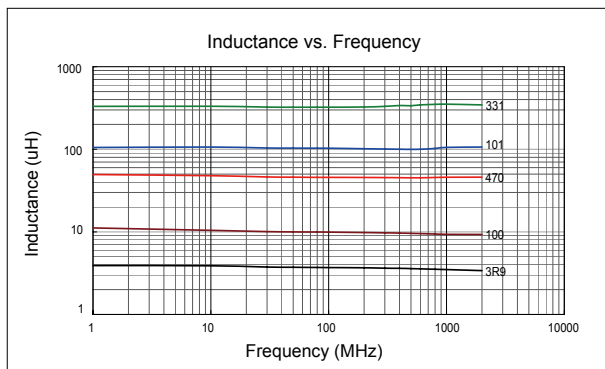
ELECTRICAL SPECIFICATION

Part Number	Marking	Inductance (μH)	Test Freq. (KHz)	DCR (mΩ) Max.	Rated Current (A)
CSS124P-3R9M-LRH	3R9	3.9	100	15	6.50
CSS124P-4R7M-LRH	4R7	4.7	100	18	5.70
CSS124P-6R8M-LRH	6R8	6.8	100	23	4.90
CSS124P-8R2M-LRH	8R2	8.2	100	26	4.60
CSS124P-100M-LRH	100	10	100	28	4.50
CSS124P-120M-LRH	120	12	100	38	4.00
CSS124P-150M-LRH	150	15	100	50	3.20
CSS124P-180M-LRH	180	18	100	57	3.10
CSS124P-220M-LRH	220	22	100	66	2.90
CSS124P-270M-LRH	270	27	100	80	2.80
CSS124P-330M-LRH	330	33	100	97	2.70
CSS124P-390M-LRH	390	39	100	132	2.10
CSS124P-470M-LRH	470	47	100	150	1.90
CSS124P-560M-LRH	560	56	100	190	1.80
CSS124P-680M-LRH	680	68	100	220	1.50
CSS124P-820M-LRH	820	82	100	260	1.30
CSS124P-101M-LRH	101	100	100	308	1.20
CSS124P-121M-LRH	121	120	100	380	1.10
CSS124P-151M-LRH	151	150	100	530	0.95
CSS124P-181M-LRH	181	180	100	620	0.85
CSS124P-221M-LRH	221	220	100	700	0.80
CSS124P-271M-LRH	271	270	100	870	0.60
CSS124P-331M-LRH	331	330	100	990	0.50

- Tolerance: N=±30% ; M=±20% ; L=±15%
- Operating Temperature Range: -30°C to +100°C (Including self-generated heat)
- Inductance measured using the HP4284A ; Chroma3302+1320
- DCR measured using the 16502 milli-ohm meter
- Inductance drop no more than 35% of initial value at Isat, temperature rises $\Delta t < 40^\circ\text{C}$ at rated current.
- Storage Temperature Range: -40°C to +85°C

CHARACTERISTIC CURVE

CSS124P Series



SMD

Leaded