

SPECIFICATION FOR APPROVAL

CUSTOMER	_____
CUST. PART NO.	_____
CUST. DOC. REV.	_____
DESCRIPTION	SQUARE AIR COIL(RoHS+H.F.)
SAMPLE LOT NO.	_____
PART NO.	LSQ2929A-XXXX
DOC. REV.	_____
DATE	_____

Once you approve this part, please sign and return this page to the following marked location.

Customer Signature: _____

Date: _____

This part currently development section.

Production line can produce this series of products.

Sales Office-Headquarter

No. 566-1, Kao-Shi Rd., Yangmei, Taoyuan 32668,
Taiwan
TEL: +886-3-475-3355
FAX: +886-3-485-4959

Yong Zhou Plant

Tao-Yuan Rd., Fenghuang Park, Lengshuitan
District, Yongzhou, Hunan 425000, P.R.C.
TEL: +86-746-8610-180
FAX: +86-746-8610-181

Sales Office-Dong Guan,China

No.638,Mei Jing West Road Xiniupo Administrative
Zone Dalang Town,Dong Guan City,GuangDong
Province,China.
TEL: +86-769-8555-0979
FAX: +86-769-8555-0972

TESTED BY	CHECKED BY	APPROVED BY

TABLE OF CONTENTS


INDEX	Page
■ Engineering Change Notice – Record	2
■ Mechanical Dimension	3
■ Electrical Specification	3
■ Electrical Curve	4
■ Material List	5
■ Reflow Chart	5
■ Reliability Performance	6
■ Packing	7 ~ 8
■ Test Report	



SPECIFICATION FOR APPROVAL

CUSTOMER	CUSTOMER P/N	REV. -	SPL. LOT NO.	
PART NAME SQUARE AIR COIL(RoHS+H.F.)	PART NO. LSQ2929A-XXXX	REV.	DATE OF ISSUE	Q'TY 0 PCS

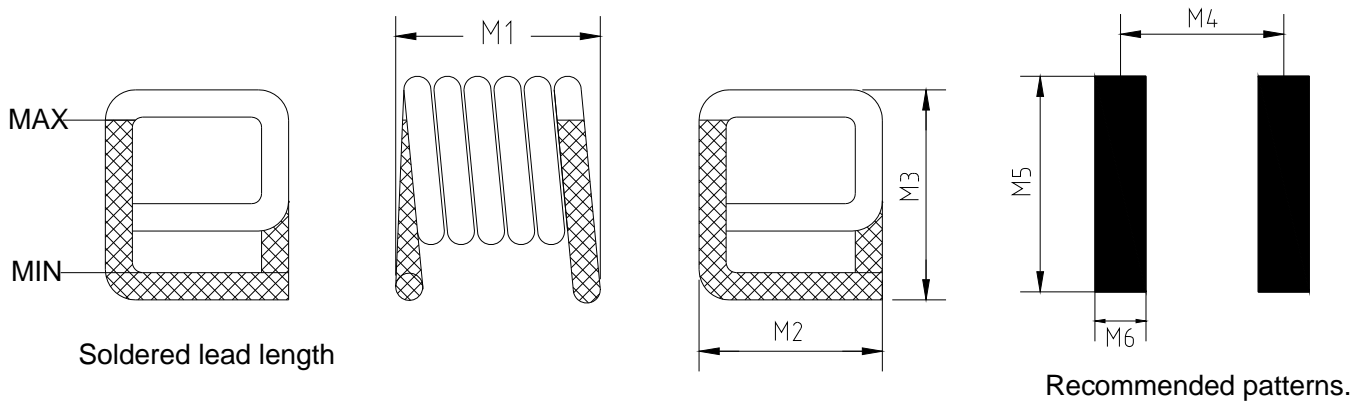
ENGINEERING CHANGE NOTICE – RECORD

REVISION NO.	REVISION DESCRIPTION	AUTHOR	DATE	REMARK
	 <p style="text-align: center;"> PSA <small>PASSIVE SYSTEM ALLIANCE</small> Prosperity Dielectrics Co., Ltd. <small>信昌電子陶瓷股份有限公司</small> <small>COPYRIGHT © PROSPERITY DIELECTRICS CO., LTD. ALL RIGHTS RESERVED.</small> </p>			

SPECIFICATION FOR APPROVAL

- ✘ This is a RoHS and REACH compliant product whose related documents are available on request.
- ✘ Graphic is only for dimensionally application.

1. MECHANICAL DIMENSION



UNIT: mm

Part number	M1	M2	M3	M4	M5	M6
LSQ2929A-R33□	10.29±0.381	7.49±0.254	7.24±0.254	9.53	8.26	2.29
LSQ2929A-R36□	11.30±0.381	7.49±0.254	7.24±0.254	10.541	8.26	2.29
LSQ2929A-R39□	12.32±0.381	7.49±0.254	7.24±0.254	11.56	8.26	2.29
LSQ2929A-R43□	13.21±0.381	7.49±0.254	7.24±0.254	12.45	8.26	2.29
LSQ2929A-R50□	14.00±0.381	7.49±0.254	7.24±0.254	13.21	8.26	2.29

2. ELECTRICAL SPECIFICATION

Part number	Inductance (nH)	Inductance Tolerance	Q TYP.	Test Frequency (MHz)	SRF (GHz) MIN.	DCR (mΩ) MAX.	Irms (A) MAX.
LSQ2929A-R33□	330	G,J	180	50	0.660	12.5	4.7
LSQ2929A-R36□	360	G,J	180	50	0.620	13.5	4.5
LSQ2929A-R39□	390	G,J	180	50	0.590	14.5	4.4
LSQ2929A-R43□	430	G,J	180	50	0.550	15.5	4.2
LSQ2929A-R50□	500	G,J	180	50	0.500	16.5	4.3

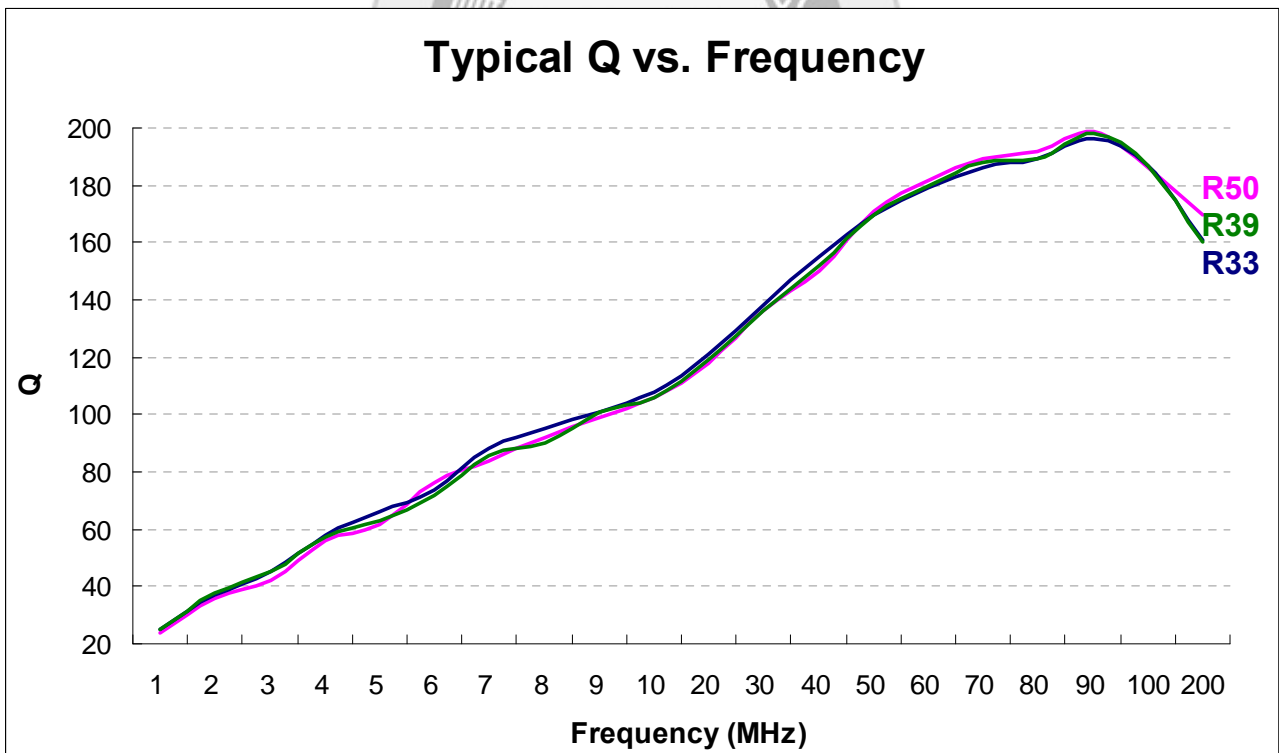
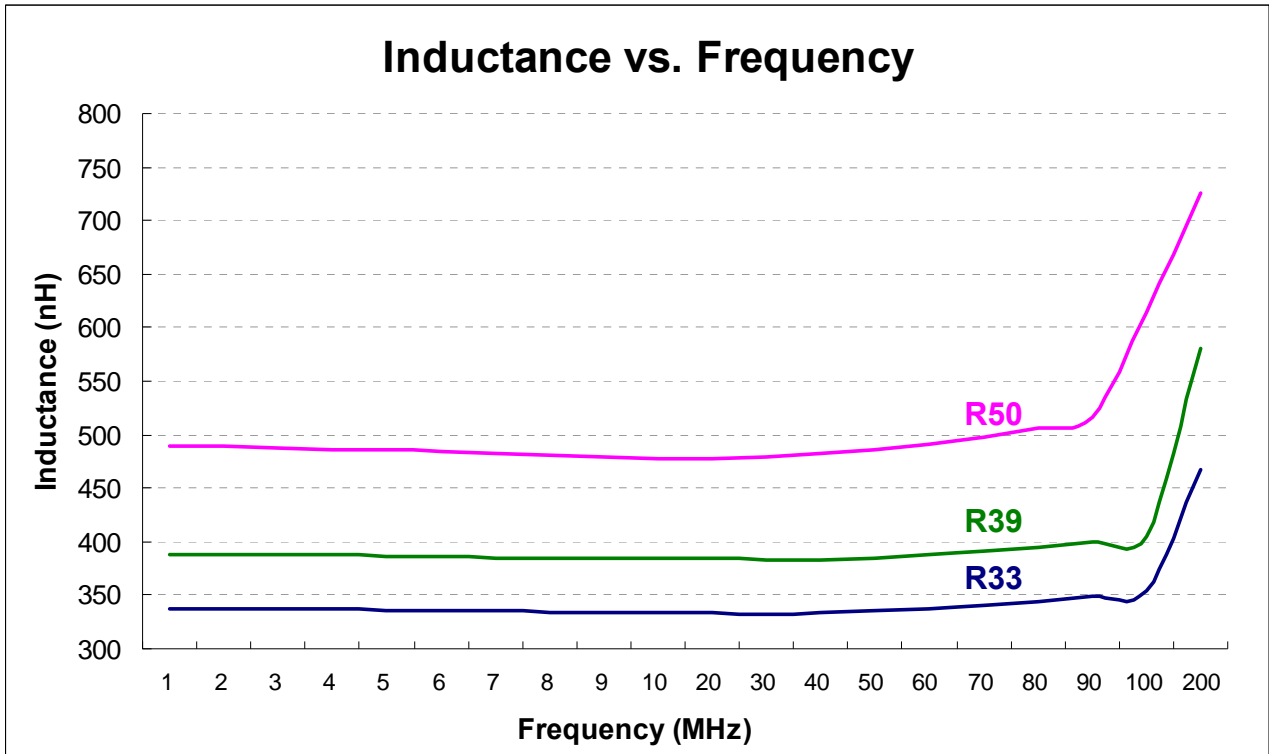
TEST INSTRUMENT : HP4291B / FIXTURE HP16193A

NOTE :

1. Inductance & Q measured on the HP4291B. With HP16193A test fixture.
2. Operating temperature range: -25°C to +125°C.
3. Storage temperature range:-25°C to +85°C.
4. SRF measured using an Agilent/HP 8753 network analyzer.
5. Current that causes a 20°C temperature rise from 25°C ambient.
6. □Tolerance:G=2%,J=5%

SPECIFICATION FOR APPROVAL

3. ELECTRICAL CURVE



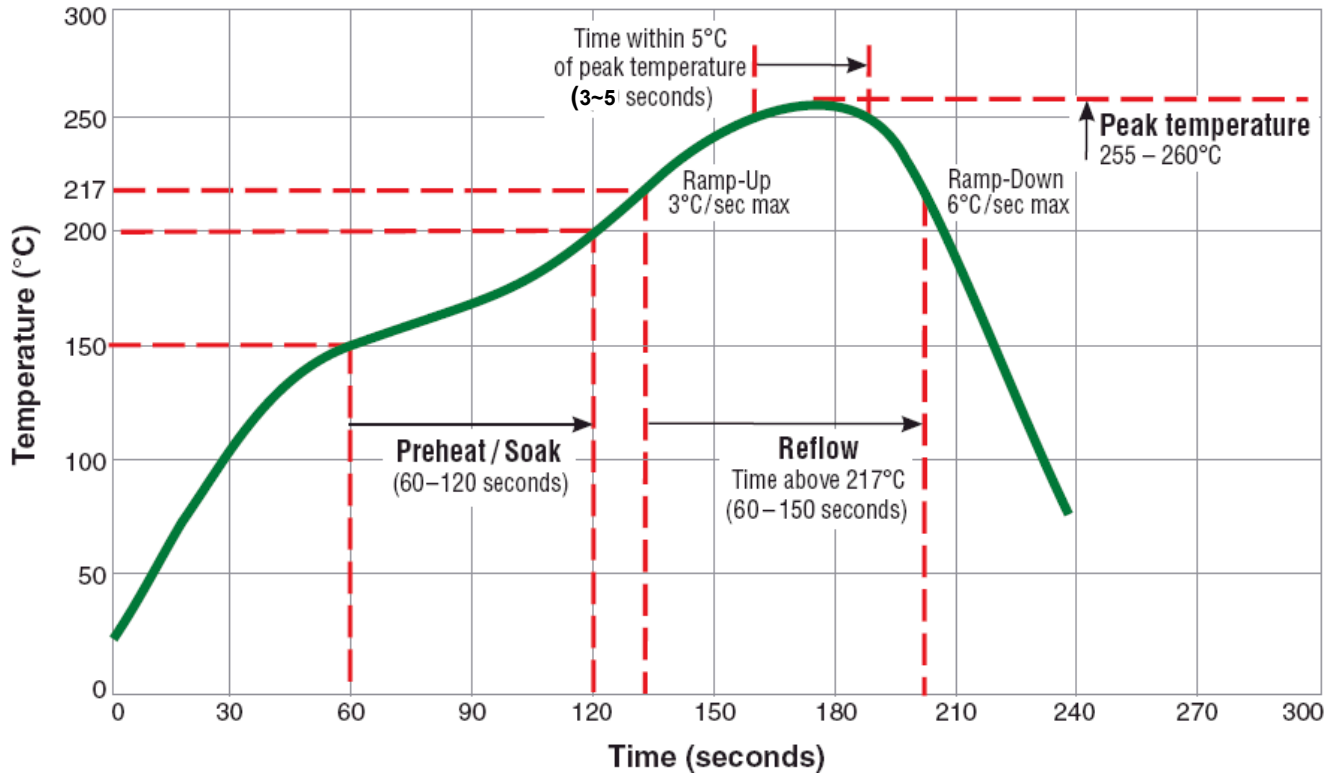
SPECIFICATION FOR APPROVAL

4. MATERIAL LIST

ITEM	MATERIAL CATEGORY	MATERIAL TYPE	SGS NO.	UL NO.
a	WIRE	POLYESTER ENAMELED COPPER WIRE. OR EQUIV.	CE/2019/52903	E174837
b	SOLDER	Pb FREE (Sn96.5% , Ag3% , Cu 0.5%) OR EQUIV.		

5. TYPICAL RoHS REFLOW PROFILE

Typical RoHS Reflow Profile



SPECIFICATION FOR APPROVAL

6. RELIABILITY PERFORMANCE

Reliability Experiment For Electrical

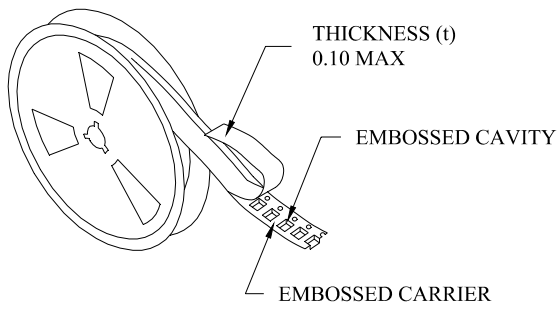
Test Item	Accept criteria	Test Condition	Standard Source
Humidity Test	1.Change from an initial value L:within±5% 2.no visible damage.	+40°C± 2°C, humidity of 90% ±5% (total 96 hours).	MIL-STD-202G Method 103B Test Condition B
High Temperature Test	1.Change from an initial value L:within±5% 2.no visible damage.	1.Temperature: +125°C±2°C. 2.Test time: 48±2hrs.	IEC 68-2 Test Condition B
Low Temperature Test	1.Change from an initial value L:within±5% 2.no visible damage.	1.Temperature: -25°C±2°C. 2.Test time: 48±2hrs.	IEC 68-2 Test Condition A
Thermal Shock	1.Change from an initial value L:within±5% 2.no visible damage.	+125°C±5°C (30 minutes) ~ -55±5°C (30 minutes), temperature switch time: 5 minutes (total 50 cycles) Wind speeds 10m/sec.	Reference MIL-STD-202G Method 107G Test Condition A-2
Life Test	1.Change from an initial value L:within±5% 2.no visible damage.	+70°C±5°C (250Hours).	Reference MIL-STD-202G Method 108A Test Condition B

Reliability Experiment For Physical

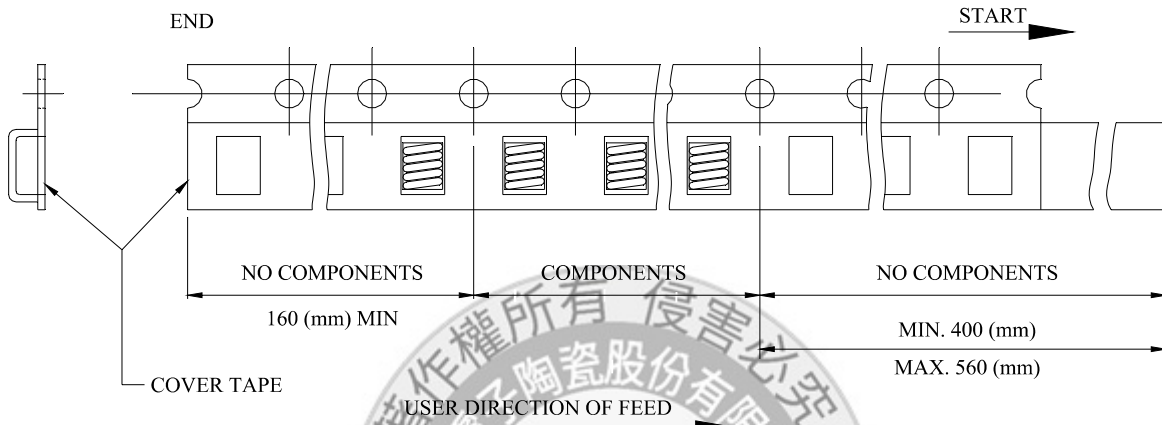
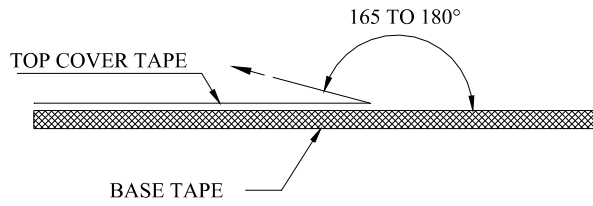
Test Item	Accept criteria	Test Condition	Standard Source
Vibration Test	1.Change from an initial value L:within±5% 2.no visible damage.	10-55-10HZ, amplitude: 1.5mm, direction: X, Y, Z axes, each axis 2 hours (total 6 hours).	MIL-STD-202G Method 201A
Solder Heat Resistance Test	1.no visible damage.	IR/convection reflow: Peak Temp 255°C ~260°C for 3~5 Sec. in air, Through 2 Cycle. Temperature Ramp:+1~4°C/sec.; Above 217°C, must keep 90 s - 120 s.	Reference MIL-STD-202G Method 210F Test Condition K (Reflow)
Solder Ability Test	1. Lead must have 95% above coverage.	Soak in 245°C solder pot of 3~5 Sec.	Reference J-STD-002D

SPECIFICATION FOR APPROVAL

7. PACKING



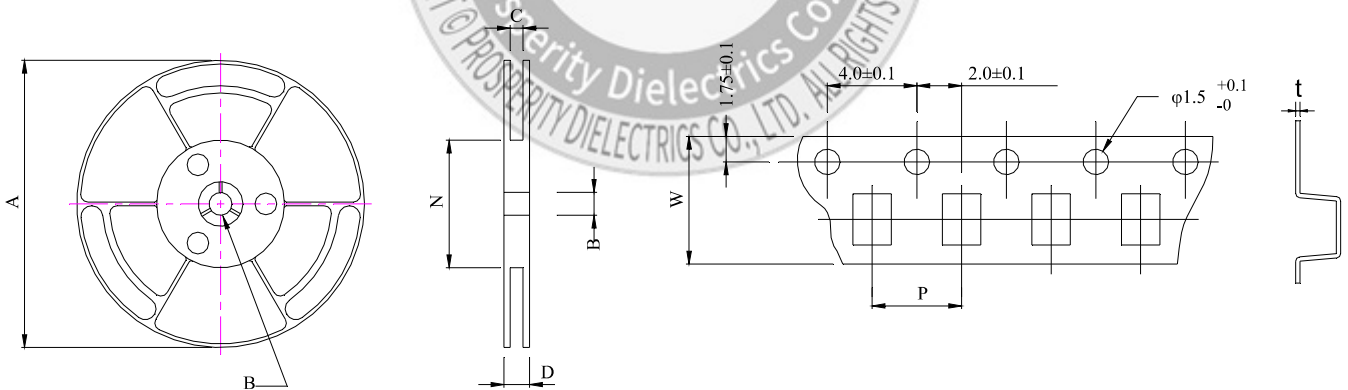
- THE FORCE FOR TEARING OFF COVER TAPE IS 10 TO 130 GRAMS IN THE ARROW DIRECTION.



■ CARRIER TAPE REELS (mm)

MATERIAL: PLASTIC

■ DIMENSIONS OF CARRIER TAPE (mm)

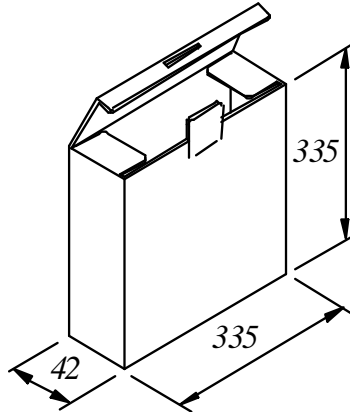


UNIT: mm

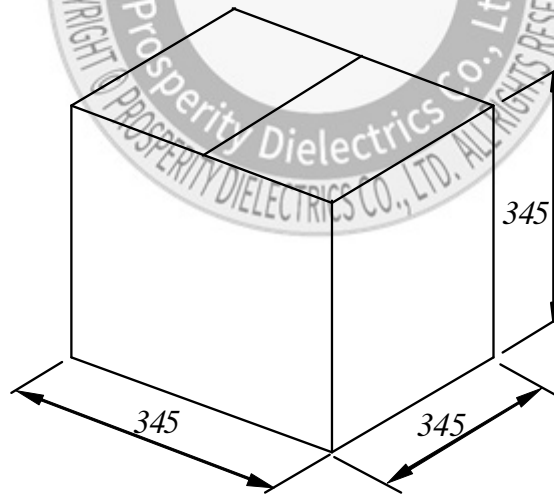
ITEM	A	B	C	D	N	P	W	t
DIM.	330	13.0	24.5	30.4	100	12.0	24.0	0.4
TOL.	MAX.	±0.2	±0.2	MAX.	±0.5	±0.1	±0.3	±0.05

SPECIFICATION FOR APPROVAL

UNIT : mm



- CONSTRUCTION:
THE CASE CONTAINS 1-24mm WIDE CARRIER TAPES.
QTY : 600 / REEL
600 / BOX



TOTAL QTY : 4,800 PCS