





Terminal blocks




to Type 39

-  **ASP025** page 40
-  **Type 07** page 83
-  **Type 77** page 83
-  **Type 107** page 84

Description Type 39

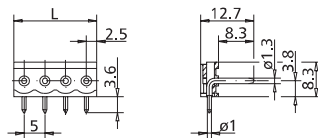
Header, centerline 5 mm / 0.197 inches, horizontal mounting, round contact pins 1.3 mm / 0.051 inches

Technical Data Type 39

-  V / A 300 / 15
 -  V / A 300 / 15
 -  250 V / 4 kV / 3 / 10 A
- Insulation co-ordination according to IEC 664-1
Clearance and creepage distance ≥ 3.7 mm

- Round contact pin 1.3 mm / 0.051 in.
- Round solder pin 1 mm / 0.039 in.
recommended pc board hole dia. 1.3 mm / 0.051 in.
- Solder pin length 3.6 mm / 0.130 in.
- Pole size 2 to 12
- Colour black

Dimensions in mm 1 mm = 0.0394 in.



$L = (\text{pole size} - 1) \times \text{centerline} + 5 \text{ mm} / 0.197 \text{ in.}$

Type 39 centerline 5 mm / 0.197 in.

P/N 310391 __ 02 03 04 05 06 07
08 09 10 11 (pole size)

- complete the part number by adding the pole size to the blank __
- other pole sizes consult factory