






Type 169



Type 339



Headers

to Type 169

Type 183 page 108

Type 182 page 109

to Type 339

Type 343 page 108

Type 342 page 109

Accessories

for Type 169

Coding set
720243 page 159

Description Type 169

Screw type terminal block, pluggable, centerline 3.5 mm / 0.138 inches, wire entry parallel to plug direction, contact system with integrated wire protection

Technical Data Type 169

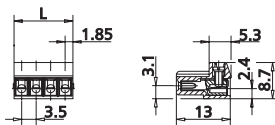
V / A / AWG 250 / 10 / 28 - 16

V / A / AWG 250 / 10 / 28 - 16
Screw torque max. 3 lbs.-in

0.08 - 1 mm² 125 V / 2.5 kV / 3 / 5 A
Insulation co-ordination according to IEC 60664-1
Clearance and creepage distance ≥ 2 mm
Screw torque max. 0.3 Nm

| | |
|--|--------------------------|
| Wire diameter | single wire 0.3 - 1.4 mm |
| Wire strip length | 5 mm / 0.197 in. |
| Contact resistance from the termination point via header to the pc board | ≤ 10 mΩ per pole |
| Pole size | 2 to 18 |
| Colour | black |

Dimensions in mm 1 mm = 0.0394 in.



$L = (\text{pole size} - 1) \times \text{centerline} + 3.7 \text{ mm} / 0.146 \text{ in.}$

Description Type 339

Screw type terminal block, pluggable, centerline 3.5 mm / 0.138 inches, wire entry parallel to plug direction, lift system, contact system with integrated wire protection

Technical Data Type 339

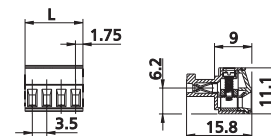
V / A / AWG 300 / 10 / 28 - 16

Screw torque max. 2.2 lbs.-in

0.08 - 1.5 mm² 130 V / 2.5 kV / 3 / 12 A
Insulation co-ordination according to IEC 60664-1
Clearance and creepage distance ≥ 2.2 mm
Screw torque max. 0.25 Nm

| | |
|--|--------------------------|
| Wire diameter | single wire 0.3 - 1.6 mm |
| Wire strip length | 6 mm / 0.236 in. |
| Contact resistance from the termination point via header to the pc board | ≤ 10 mΩ per pole |
| Pole size | 2 to 12 |
| Colour | green |

Dimensions in mm 1 mm = 0.0394 in.



$L = (\text{pole size} - 1) \times \text{centerline} + 3.5 \text{ mm} / 0.138 \text{ in.}$

Type 169 centerline 3.5 mm / 0.138 in.

P/N 311691 02 03 04 05 06 07
08 09 10 11 12 (pole size)

- complete the part number by adding the pole size to the blank
- other pole sizes consult factory

Type 339 centerline 3.5 mm / 0.138 in.

P/N 313391 02 03 04 05 06 07
08 09 10 11 12 (pole size)

- complete the part number by adding the pole size to the blank
- other pole sizes consult factory