ALUMINUM ELECTROLYTIC CAPACITORS

APPROVAL NO.

BXQ 16 VC 100 (M)

SERIES	BXQ
RATING	16 V 100 ㎌
CASE SIZE	Ø5 × 5.8L

A. DIAGRAM OF DIMENSIONS

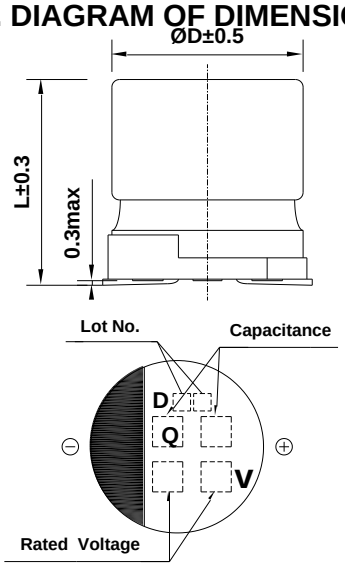

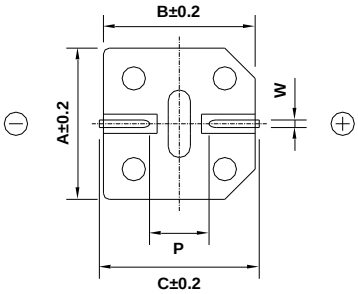

Recommended Solder land on PC board

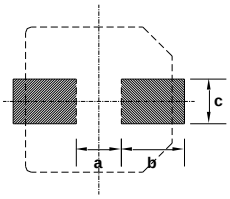

: Solder land on PC board

Case code	ØD	L	A	B	C	W	P	a	b	c
E61	5	5.8	5.3	5.3	5.9	0.5-0.8	1.4	1.4	3.0	1.6

B. ELECTRICAL CHARACTERISTICS

A. OPERATING TEMPERATURE RANGE : -55 ~ +105℃

B. RATED VOLTAGE : 16 V_{DC}

C. SURGE VOLTAGE : 20 V_{DC}

D. CAPACITANCE TOLERANCE : ± 20% at 20℃, 120㎐

E. LEAKAGE CURRENT : Lower 16 ㎂, after 2 minutes at 20℃

F. DISSIPATION FACTOR (TANδ) : Lower 0.16 at 20℃, 120㎐

G. RATED RIPPLE CURRENT : 240 mArms at 105℃, 100㎑

H. RATED RIPPLE CURRENT MULTIPLIERS (Frequency Multipliers) :

Freq.(㎐)	120	1k	10k	100k
Factor	0.40	0.75	0.90	1.00

I. TEMPERATURE CHARACTERISTIC (Max.Impedance ratio) :

Z(-25℃) / Z(20℃)	2
Z(-55℃) / Z(20℃)	4

(at 120㎐)

J. LOAD LIFE : The following specifications shall be satisfied when the capacitors are restored to 20℃ after the rated voltage is applied for 2,000 hours at 105℃.

Capacitance change ≤ ± 30% of the initial value

Tanδ ≤ 300 % of the initial specified value

Leakage Current ≤ The initial specified value

K. SHELF LIFE : The following specifications shall be satisfied when the capacitors are restored to 20℃ after exposing them for 1,000 hours at 105℃ without voltage applied. The rated voltage shall be applied to the capacitors for a minimum of 30 minutes, at least 24 hours and not more than 48 hours before the measurement.

Capacitance change ≤ ± 30% of the initial value

Tanδ ≤ 300 % of the initial specified value

Leakage Current ≤ The initial specified value

L. CLEANING CONDITIONS : Solvent-proof → Refer to Cleaning conditions (Page 6)

M. OTHERS : Satisfied characteristics KS C IEC 60384-4

※ ESR(20℃,100㎑) : 0.36 (Ω) ↓